

# Football Federation SA 2010



## Annual Report





# FFSA Team

## Board of Directors

- Rauf Soulio** - President
- Morry Bailes** - Vice President
- Claudio Galloni** - Director
- Ted Iuliano** - Director
- David Hewitson** - Director
- Bev O’Brien** - Director
- Oleh Bilyk** - Director



From left: Football Federation SA Staff - Damien Jennings, Richie Alagich, Stephen Toth, Marisa De Ceglie, John Mundy, Tracey Dycer, Michael Carter, Dimitri Peppas, Marc Talbot, Caitlin Psaila, Michael Matricciani, Wendy Carter, Geoff Hargreaves, Leah Mercuri

## Staff

- |  |  |
|--|--|
| <b>Michael Carter</b><br>Chief Executive Officer                               | <b>Michael Matricciani</b><br>Football Development Officer                                 |
| <b>Wendy Carter</b><br>Club & Competition Manager                              | <b>Geoff Hargreaves</b><br>Football Development Officer                                    |
| <b>Dimitri Peppas</b><br>Junior Competitions Officer/<br>Media Liaison Officer | <b>Jonathan Ruse</b><br>Game Development Officer<br>(Social Inclusion Development Officer) |
| <b>Tracey Dycer</b><br>Women's Competition Coordinator                         | <b>Damien Jennings</b><br>Game Development Administration Assistant                        |
| <b>John Mundy</b><br>Game Development Manager                                  | <b>Stephen Toth</b><br>Referee Administration Officer                                      |
| <b>Richie Alagich</b><br>Skills Acquisition Trainer (FFA)                      | <b>Marisa De Ceglie</b><br>Competitions Administration Officer                             |
| <b>Vito Basile</b><br>Regional Participation Manager (FFA)                     | <b>Leah Mercuri</b><br>Finance Manager   |
| <b>Airton Andrioli</b><br>Technical Director                                   | <b>Suzanne Carzo</b><br>Finance Officer  |
| <b>Nathan Kosmina</b><br>Sponsorship & Facilities Manager                      | <b>Caitlin Psaila</b><br>Event/Administration Assistant                                    |
| <b>Marc Talbot</b><br>Football Development Officer                             |  |



# Contents

# Annual Report 2010

FFSA Team .....	Inside Cover	<b>Statistical Information .....</b>	<b>33</b>
President's Report .....	2	Round 1 to 18 - Top Goalscorers Tables.....	33
Chief Executive's Report .....	4	League Tables - Super League.....	34
<b>Competitions .....</b>	<b>6</b>	League Tables - Premier League.....	35
Senior Men's Competition Report .....	6	League Tables - State League.....	36
Junior Premier League .....	9	Devine Homes Final 5 Series .....	37
Girls & Women's Competition Report...	10	The Road to the Federation Cup Final.....	38
SA Schoolboys Football 2010.....	29	League Tables - Junior Premier League.....	39
Futsal Summary 2010 .....	30	Junior Results .....	45
2010 SAJSA Report .....	32	League Tables - Women's League.....	46
<b>Coaching &amp; Development .....</b>	<b>12</b>	Award Winners - Women's League.....	49
Coaching & Development		Awards Night Tables .....	50
Manager's Report .....	12	Awards Tables .....	51
State Team and Development Squads ....	16	Honours Lists .....	52
<b>Financial Statements .....</b>	<b>18</b>	FFSA Sponsors.....	53
<b>Events .....</b>	<b>23</b>		
Call To Arms Charity Rounds .....	23		
State Talent Identification Championships ..	23		
Awards Night .....	24		
Hall of Fame Inductees.....	25		





## President's Report

By Rauf Soulio

# 2010 Report

2011 promises to be an exciting year for football in our State. In addition to the existing, and increasingly popular competitions, including the Professional Men's Competition, the Women's Leagues, the Junior competitions, and the Master's and Collegiate Leagues, this year Football Federation South Australia will host 3 major special events.

The 13th Australian Masters Games returns to Adelaide, South Australia in October 2011. For ten days, over 10,000 participants and supporters from all over Australia and the world will compete in over 45 different sports. The Games will be conducted under CAS's charter of "Sport for All", providing the opportunity for participation and competition for people over the age of 30 years, regardless of background or ability with the aim of encouraging lifelong participation in sport. The successful 35+ team tour to participate in the Martin Luther King Cup in Las Vegas has meant that valuable connections have been made with a number of overseas teams and organisations and we expect a good level of participation in the Adelaide Games.

Football Federation SA has worked closely with the Australian Paralympic Committee and is implementing the National Paralympic 7-a-Side Football Championships in April. This South Australian-based program is aimed at identifying athletes with physical disabilities such as cerebral palsy who could one day represent Australia at the Paralympic Games.

Secondary School Sports Football Championships will be held in Adelaide, South Australia during August. The championships are a great week of competition for budding football stars to showcase their obvious skill and flair against the best secondary school students from throughout Australia. The South Australian team performed exceptionally well at the 2010 Champion-

ships and this year's competition will be an exciting event.

2010 was another record year for participation in our sport. Participation in Girls and Women's Football again increased in 2010 with over 2,000 registered players competing. The Westpac Junior Premier League expanded to field 397 teams across the U6 to U17 age groups, an increase of 80 teams on season 2009, with over 5,800 players participating. A total number of 22,022 registered participants across all our competitions participated in 2010.

Football Federation SA continued its pre-season competition in 2010 to assist clubs with preparation for the Devine Homes 2010 Season. The format of the Pre-Season Competition provided an opportunity for clubs to compete against a cross-section of teams with all teams from the Super, Premier and State Leagues being divided into six groups.

The Devine Homes 2010 Senior Men's Leagues proved to be a very even and hard fought close competition with a very close finish achieved in each of the three leagues, and almost all teams in finals contention until the end of the season. During the 2010 Devine Homes Season the scheduling of games ensured that spectators were provided with an opportunity to attend games across the whole of the weekend. The Football Federation SA will continue to work with the clubs to ensure that the football community are provided with an opportunity to attend games across the entire weekend.

The Annual Football Federation SA Awards Night was again held at Adelaide Oval on Wednesday 8th September. Raiders' captain Richie Alagich became the first player to win three Sergio Melta Medals at the same club, claiming the 2010 Devine Homes Super League Player of the Year medal.

The Hall of Fame inductees are a valued and important example of continuity in our sport. This year we were delighted to welcome Dianne Alagich, Michael Brooks, Ted Iuliano and Zoran Karadzic as members, and we gratefully acknowledge the work of the members of the Hall of Fame committee in carrying out their rigorous independent selections.

Football Federation SA was honoured by the attendance of our special guests including the Minister for Recreation, Sport and Racing the Honourable Michael Wright MP, Federal Member for Hindmarsh Steve Georganas, Shadow Minister for Sport, Recreation & Racing the Honourable Terry Stephens MLC, David Ridgeway MLC Leader of the Opposition in the Legislative Council, Kate Williams CEO Adelaide Shores, Michael Petrillo, Football Director Adelaide United

and Rini Coolen, Coach Adelaide United and other distinguished guests.

The Football Federation SA's independent Disciplinary Committee continued to oversee all disciplinary matters that arose out of the competitions. The committee headed by chairman Alan Lindsay and comprising eight other members was responsible for hearing matters relating to appeals on players contracts as well as disciplinary and appeal hearings. The Disciplinary Committee members are all volunteers and they should be commended for their commitment and dedication to the Football Federation SA and the football community.

As I have previously observed, Clubs and Associations could not operate without the selfless contribution of their many volunteers. On behalf of the Board I would

like to thank them, and acknowledge the enormous contribution that volunteers play in making football the successful sport that it is.

I take this opportunity to thank my fellow Board directors, Vice President Morry Bailes, David Hewitson, Ted Iuliano, Bev O'Brien, Claudio Galloni and Oleh Bilyk for their dedication and valuable contribution to Football in the State.

On behalf of the Board I would again like to thank and acknowledge CEO Michael Carter and the dedicated staff of the Federation who work long hours and continue to achieve results for the benefit of Football in our state.

I wish everyone a successful 2011 season.







## Chief Executive's Report

By Michael Carter

# 2010 Report

Football is unique, it offers so much to many. From an administration perspective Football is diverse and challenging, however Football has a point of difference that other codes can not rival. That is participation at all levels from men and women to boys and girls of all ages both indoor and outdoor. Football is inclusive and offers opportunities to players, coaches, referees and volunteers. As the State Sporting Body for Football our aim is to provide opportunities for all who wish to participate in the code.

The Australian Sports Commission Report into participation activities in South Australia states that in excess of 82,000 players participate in Football compared to 48,000 in 2005. Metropolitan and regional clubs and associations work tirelessly to provide a welcoming environment for all and are to be congratulated in achieving this outstanding achievement for Football in South Australia.

The substantial growth in the game has and continues to place great pressure on local clubs and committees from within. Weather conditions in 2010 combined with overuse of metropolitan club facilities resulted in some interruptions to the regular competition. In excess of 400 games across the men's, women's, boy's and girls' competition were postponed, rescheduled or cancelled as a result of heavy use and consistent rain periods.

A strategy relating to the upgrading and acquisition of playing fields has resulted in Football Federation SA achieving some success in this vital area for the code. The past 12 months has seen Football Federation SA obtain a ten plus ten year lease of a \$4.5 million dollar complex located on Waterloo Corner Road, Burton. The satellite community facility will be made available to clubs on game days and mid week training. The facility will offer social participation opportunities for the surrounding area and

will welcome a new wave of participation.

Further a partnership with Adelaide Shores has seen Football Federation SA establish 4 pitches from April to October each year for the next ten years. This multi pitch facility will again be available to clubs and associations for training and game days. The facility in 2010 was utilised by a number of groups including the North West Junior Soccer Association, the SA Masters League, Immanuel College, Adelaide Galaxy, Adelaide Cobras, Plympton Juniors and Cumberland United.

Football Federation SA experienced some difficulties with the condition of the former SAWSA Park on Greenhill Rd, however the two pitch facility provided opportunities to Football Federation SA Development Squads and some social user groups.

The Minister for Recreation, Sport and Racing, the Hon Michael Wright MP announced shortly after the 2010 Player of the Year night that a further \$5 million would be invested into the Community Recreation and Sports Facilities Funding Program. The funding boost meant that in excess of \$6.5 million would be available for sporting groups to apply for funding facility upgrades and feasibility study projects. I am pleased to report that Football Federation SA encouraged and supported multiple applications for ground upgrades. A financial investment into community Football playing pitches is desperately needed and we will wait with anticipation for the announcement of successful applicants in January 2011.

Football Federation SA's Game Development Department experienced some change in 2010 with the creation of an elite and community stream. The creation of the Junior Premier League and Junior State League resulted. We also saw the recruitment of a Technical Director - Airtion Andrioli and Skills Acquisition Trainer

- Richie Alagich. The Football Australia initiative will concentrate on widening the talent identification process and fast track the development of our young talented boys and girls with results to be seen over the coming years.

Mid way through the year Football Federation SA was invited to coordinate a program for the Eritrean National Team who had immigrated to Australia and settled in Adelaide. Football Federation SA Technical Director Airtion Andrioli and Game Development Manager John Mundy undertook a series of sessions over a 4 month period. The exercise was extremely valuable and illustrated how Football could be used as a tool to assist in the settlement of our new arrivals. Most pleasing was the response from some clubs, namely Western Strikers, Croydon Kings and Raiders who all signed members of the team and welcomed them into their club environments. We look forward to seeing each player participating in the 2011 season.

Refereeing is a critical component of all sports and to say that Football has been challenged due to the substantial growth in participation numbers in this area is an understatement. Season 2010 saw the introduction of the Clubs SA Referee Mentoring Program. Whilst the program was a success in fast tracking young referees to become active game day referees, the program will evolve further in the coming year.

Late July 2010 saw Football Federation SA launch a review into Refereeing in the state. A steering committee was established that comprised of active and past referees who had experience at various levels. The review considered administrative functions, the recruitment, the retention and the development of Referees in the state.

Key findings outlined the need to broaden the existing Clubs SA Mentoring Program and Talent Acceleration Program to ensure



the best environment for new and existing referees in the system. The review also recommended that targeted development groups be established to ensure that education programs were tailored to referees knowledge and experience. The review has clearly outlined the pathway to an improved Referee program within the State for years to come.

Financially the organization performed well and recorded a modest surplus of \$20,661. Growth in participation was the main catalyst for the end of year result. The Balance Sheet of the Federation reflects an organisation that is in a strong financial position. The net equity of Football Federation SA rose from \$716,322 to \$736,983. Looking ahead Football Federation SA will invest in facilities and continue to expand on our game development activities in 2011.

At a corporate partnership level, Football Federation SA continues to be associated with strong brands including Devine, Westpac, McDonalds, Hyundai, Coca Cola Amatil, Clubs SA and Adelaide Airport. Pleasingly the partnership with Devine will

see them continue as naming rights sponsor of the Senior Men's Competition for the fourth consecutive year, whilst long time supporter Coca Cola Amatil have agreed to terms that will see the global brand own naming rights to the Federation Cup Competition.

Season 2011 will see some exciting developments for Football in the State. Facilities will be developed under the Federation brand. Two national championships will be hosted in South Australia, Game Development Programs will be further expanded and partnerships with Federal and State Governments will be further enhanced and the Federation will continue to work closely with Local Council and community groups as the code continues to expand.

Finally I would like to acknowledge and thank the staff for their absolute commitment in the delivery of Football and also thank the Board of Directors led by President Rauf Soulio. The sport is very fortunate to have such a well qualified group leading Football Federation SA.





# Competitions

## Senior Men's Competition Report

By Wendy Carter

### Pre-Season Competition

In 2010 the Football Federation SA implemented a Pre-season Competition to assist the clubs with their preparation for the Devine Homes 2010 Season. The format of the Pre-Season Competition provided an opportunity for clubs to compete against a cross-section of teams with all teams from the Super, Premier and State Leagues being divided into six groups compiling of five teams.

The pre-season competition format was designed in such a way as to ensure that each team played a minimum of five games with quarter finals, semi-finals and a final determining the eventual winner of the Pre-Season Competition. All of the games that were scheduled encompassed all senior grades, however due to the hot weather conditions and the lack of available grounds with suitable floodlighting to cater for evening games, many of the Under 19 games were postponed and not rescheduled.

The Grand Final of the Pre-Season Competition was contested between Super League rivals Adelaide City and Para Hills

Knights at Marden Sports Complex. Adelaide City illustrated their intentions straight from the kickoff with Daniel Spagnuolo scoring within the first two minutes of the game. Although Para Hills Knights came close on a couple of occasions in the second half, Adelaide City hung on to their early lead to clinch the 2010 Pre-Season Competition. In the early game, Campbelltown City Reserves comfortably defeated Adelaide City Reserves, three goals to nil to win the Reserve League Pre-Season Competition.

In total one hundred and eighty senior games were played during the pre-season competition with a staggering seven hundred and thirty goals being scored. From a spectators point of view this provided significant entertainment with an average of four goals per game being scored.

The pre-season competition will continue to be an annual event with the Football Federation SA reviewing the format and scheduling to ensure that it continues to provide a suitable competition in the lead up to the season.



### Devine Homes 2010 Season

The Devine Homes 2010 Season kicked off on Friday 19 March 2010 with a local derby clash in the Devine Homes Premier League between Modbury Jets and Salisbury United. This game was to set the scene for what was to be one of the closest contested Devine Homes Premier League games for many years.

The Devine Homes Super League season kicked off with a number of local derbies, with the pick of the season openers being the grand final rematch between Adelaide City and MetroStars. Although this game ended in a one all draw, it would soon become evident that MetroStars were going to once again become a dominant force in the Devine Homes Super League for 2010.

South Adelaide sent out an ominous warning to its Devine Homes State League rivals in its season opening game with a four nil thrashing of local rivals Seaford Rangers. By the end of the season these two teams would be in very different positions.

As the season progressed it became evident that MetroStars were on track to win the Devine Homes Super League Minor Premiers for a second year in a row and by the end of Round 17 this had been confirmed. The make up of the final five had also been finalised with Adelaide Blue Eagles, Para Hills, Adelaide City and Campbelltown City joining MetroStars in the Final Five playoffs. At the other end of the table Adelaide Cobras were unable to secure the result that they required in the final game of the season and consequently joined Cumberland United in being relegated to the Devine Homes Premier League.

In the Devine Homes Premier League Modbury Jets were crowned Minor Premiers and secured their return back to the Devine Homes Super League after being relegated the previous year. Heading into Round 18 the closeness of the competition was



evident by the fact that all but the bottom team still had a mathematical possibility of making the final five. Come the end of Round 18, Croydon Kings, Adelaide Comets, Enfield City and Port Adelaide had secured their place in the Final Five along with Modbury Jets, while Salisbury United joined West Adelaide in being relegated to the Devine Homes State League.

By the end of Round 17 the make up of the Final Five of the Devine Homes State League had been confirmed with Noarlunga United, Northern Demons, Playford, NAB and Seaford securing their position in the finals. With only one round to go only a major upset would prevent Noarlunga United securing the minor premier title and by the end of Round 18 they had clinched the title by five points.

Heading into the Final Five Series, Adelaide City once again found form at the right time of the season and progressed comfortably into the grand final of the Devine Homes Super League. Adelaide Blue Eagles caused the upset of the season by defeating minor premiers MetroStars in the Preliminary Final to set up a tantalising encounter with their local rivals Adelaide City. The Grand Final proved to be a torrid affair with Adelaide City eventually claiming their fifth title in six years thanks to a solitary second half goal by Jonathan Negus.

In the Devine Homes Premier League Modbury Jets continued to illustrate their dominance of this league by securing their Grand Final position in week 2 of the final five series. Croydon Kings who had built on their finals experience from the previous year overcame a spirited Adelaide Comets in the preliminary final to set up a Grand Final featuring the top two teams from the Devine Homes Premier League. Croydon

Kings proved that anything can and does happen in a final as they defeated their much more fancied opponents Modbury Jets and claimed the Devine Homes Premier League title and promotion into the Devine Homes Super League.

The Devine Homes State League Final Five followed a similar pattern to that of the Devine Homes Premier League. Minor Premiers Noarlunga United secured their place in the grand final along side Playford, who were runners-up in this league. The Grand Final was a somewhat different affair, with Playford dominating the final and eventually claiming the Devine Homes State League title by a staggering score line of six goals to three.

During the 2010 Devine Homes Season the scheduling of games ensured that spectators were provided with an opportunity to attend games across the whole of the weekend. In total, nine Friday night games, fourteen Saturday night games, nine Sunday afternoon games and seven Monday night games were conducted with all other games being played on Saturday afternoon. The Football Federation SA will continue to work with the clubs to ensure that the football community are provided with an opportunity to attend games across the entire weekend.

### Federation Cup

The Federation Cup is acknowledged as the most prestigious cup competition conducted in South Australia. In 2010 eleven teams from outside of the Football Federation SA Competitions joined all of the teams from the Devine Homes Super, Premier and State Leagues to participate in the Federation Cup. Three teams were from regional areas of South Australia, Riverland



## Senior Men's Competition



and Western Border, while eight teams came from the Collegiate League.

The Grand Final of the Federation Cup featured local super league rivals Adelaide Blue Eagles and MetroStars. Following a nervous start from both teams this final turned out to be one of the classic cup finals to be witnessed. This game produced everything, with the lead changing on three occasions, missed penalty, fiery encounters and it was certainly not a final for the faint hearted, with a total of thirteen yellow cards being issued on the day. Adelaide Blue Eagle's striker, Saranti Parissos sealed the result with a late winner, ensuring that Adelaide Blue Eagles secured the Federation Cup for the first time in twelve years.

### Disciplinary Committee

The Football Federation SA continued to implement an independent Disciplinary Committee to oversee all disciplinary matters that arose out of the competitions. The committee headed by Chairman Alan Lindsay and comprising of eight other members was responsible for hearing matters relating to appeals on player contracts as well as disciplinary and appeal hearings relating to the competitions.

During 2010 the Disciplinary Committee sat on twenty eight disciplinary hearings, eight appeal hearings and two player contract disputes all relating to the senior men's competitions. Of these thirty eight hearings, twenty one related to players, eleven to coaches and club officials, five to clubs and one to a spectator.

The number of hearings that the Disciplinary Committee attended this year in the senior men's competition alone had increased by 27%. The Disciplinary Committee members are all volunteers and they should be commended for their commitment and dedication to the Football Federation SA and the football community.

### General Comments

The clubs that are involved in the senior men's competitions are all mainly administered by volunteers. This raises many challenges for these clubs as the expectations from players, coaches, club members and the sport in general have significantly increased, however, the resources being made available to administer and manage the clubs, that identify themselves as semi-professional clubs, have not increased at the same rate. This is a challenge that both the clubs and the Football Federation SA need to work together to address.

As outlined above the Football Federation SA implemented the pre-season competition in 2010 as a means of addressing the issue of providing more games for the clubs. The feedback that had previously been provided to the Football Federation SA by some clubs was that clubs wanted to see more games scheduled. For this to be considered clubs must also acknowledge that any increase to the number of games played will ultimately increase the financial outlay that clubs must make in player payments, referee fees and the general costs associated with conducting games. Consequently any changes to the competitions must be strategically addressed and they need to ensure that they benefit the overall sport rather than a handful of clubs.

It is generally accepted that most people involved in the sport of football do so because of the passion that they have for the game. It is clearly evident that it is this passion that ensures that many of the clubs continue to operate from one year to the next. Volunteers are the backbone of any sport and the Football Federation SA applauds and appreciates all of the volunteers that have contributed to the 2010 season.



## Junior Premier League

By Dimitri Peppas

The Westpac Junior Premier League continued to grow in season 2010, with more teams, more players and more matches.

The Westpac Junior Premier League expanded to 397 teams across Under 6 to 17. The total number of teams was up 80 compared to 2009. The number of participating players increased by 230 for a total figure of 5,551 for season 2010. The federation welcomed Munno Para City into the competition after not fielding teams since 2007. The introduction of the Under 6 and 7 age groups into the competitions allowed clubs to field players as young as 5 years old due to the increased popularity of the sport in this State.

With the expansion of player and team numbers, and the limited grounds available saw clubs play matches away from Sunday timeslots, in particular Wednesday and Friday nights which saw 74 and 72 matches played respectively which enabled clubs to use their club facilities and canteens and generate more interest and revenue for their clubs.



## Competitions

The weather played a big part in the cancellation of many matches this season, with over 400 matches postponed throughout the season, due to pitch conditions. The Football Federation SA is working closely with clubs and councils to ensure that there will be a minimum postponement of matches next season.

The Top Corner Sports JPL Cup for 2010 was held at Hindmarsh Stadium, with the day showcasing the elite talent that the Westpac Junior Premier League has to offer. The day went off without a hitch, with close to 3000 people in attendance throughout the day.

The 2011 season will see the introduction of a new format which was announced in November 2009 after consultation with clubs and the Junior Standing Committee after a number of years of discussion, even prior to the Football Federation SA formation. The new structure will see all Super, Premier and State League clubs field one team per club in an age group from Under 12 to 17 in the Junior Premier League and the creation of the Junior State League which will allow multiple teams from Super, Premier and State League clubs along with clubs who do not field a team in the Men's League to form the competition. This will allow an even competition in the elite section of the sport.

After five seasons of running the administration of the Junior Premier League, I have decided to leave my position at the Football Federation SA. I have enjoyed my tenure here at the Football Federation SA and I appreciate having had the opportunity to work and meet many people in this community, including staff, club officials, players, media, parents, sponsors and spectators. Thank you to everyone for their support, guidance and encouragement you have provided me during my time at the Football Federation SA.





## Girls and Women's Competition Report

By Tracey Dycer

# Competitions

The 2010 season has been a positive yet challenging year for the women's competition. For the first time the girls and women's competition has grown to encompass over 2,000 female players across 40 clubs participating in 69 junior and 60 senior teams.

This year Football Federation SA was able to continue their corporate partnership with Adelaide Airport Limited as sponsors of the Women's Premier Division and the Women's Premier and Division 1 Cup. This sponsorship ensured that Football Federation SA could continue to support the hosting of the Games of the Month as well as provide incentives to the Premier Division and Cup Competition winners and runners-up. The continual support of sponsors such as Adelaide Airport Limited assists Football Federation SA in running and supporting women's football.

In 2010 a new approach was adopted to the Games of the Month with games being conducted at Senior Men's clubs who do not currently field girls and/or women's teams. This approach was taken to promote football for girls' and women within these clubs, to encourage the clubs to consider fielding teams for girls' and women and to generally lift the profile of the sport in new

areas. This venture saw games being hosted at Adelaide City Park, Rushworth Reserve and Frank Mitchell Park.

The Adelaide Airport Limited Premier Division was convincingly won by Adelaide City Women's Football Club, winning the league title by twelve points from their closest competitor Adelaide Olympic. The Premier Division competition was reduced to six teams this year due to the withdrawal of Para Hills Knights prior to the commencement of the season and Campbelltown City during the season. Although the six remaining teams demonstrated a high level of competitiveness, the withdrawal of these teams from the Premier Division once again highlighted the gap that exists between the two elite women's competitions.

To address the issues relating to the elite competitions as well as the overall strategic direction of women's football, Football Federation SA has embarked on developing a strategic plan for women's football in South Australia. The strategic plan will not only provide direction for all competitions to be conducted in South Australia but will also provide direction on elite pathways, refereeing, coaching and the promotion of women's football.



The 2010 Girls and Women's Cup Finals were once again held at Hindmarsh Stadium on Sunday 19 September 2010. The cup finals provided an opportunity for all grades to participate at Hindmarsh Stadium, the home of football in South Australia. In total six games were scheduled over the course of the day, with 27 goals being scored across all games. A crowd of over 1,800 attended the games throughout the day.

Adelaide City Women's Football Club capped off their dominating season by winning the Adelaide Airport Premier Division and Division One Cup at Hindmarsh Stadium. This win secured their place in history becoming only the fourth ever senior club to achieve the 'Double, Double' joining Fulham United (04/05), Sturt Marion (95/96/97) and Dinamo/Uni (85/86) to have won the Premier Division League and Cup for two consecutive years.



The 2010 season culminated with the hosting of the Women's Awards Night on 15 October 2010. For the first time in the history of this event, over 360 people attended the awards evening. Highlights of the evening included guest speaker and one of Australia's most successful coaches, Jan Stirling, the announcement of the Bob

Bush Premier Division Coach of the Year, the Ann Sergeant Division One Player of the Year and the Shirley Brown Premier Division Player of the Year. The Football Federation SA would like to congratulate all award winners and acknowledge the contribution that all clubs and their volunteers have made to the 2010 season.







## Coaching & Development Manager's Report

By John Mundy

# Coaching & Development

2010 was a year the FFSA Game Development Department endeavoured to provide football for all and promptly delivered. The highlights for the federation ranged from the FFSA under 18's representing Australia in an international tournament and acquitting themselves so well, to the gutsy performances from our State Paralympic team competing against much older teams from the other states. The pride and passion shown by both squads in representing their state was highly commendable.

The foundations have been laid for an even bigger year in 2011 with SA sending a Masters team to an international tournament in U.S.A., as ambassadors for the Australian Masters Games to be held in Adelaide later that year in October, our home town will also host the Paralympic National Tournament in April.

### FFSA Under 18 Boys Japan Tournament

From the 19th to 22nd March 2010 an Under 18 South Australian State Team competed in an international tournament in the Japanese city of Fukuoka.

The Sanix Cup included international teams from China, South Korea and Japan. Both the Chinese and Japanese Federations hold this tournament in high regard as they regularly send their U16 or U17 National teams as a build up to their World Cup qualifiers.

South Australia's first game against last year's champions was a baptism of fire, it started unexpectedly fast and physical and it didn't slow down until the final whistle. There was great football from both sides and SA had to quickly adapt to players that were very comfortable on the ball. It was a great team performance with a scoreless draw in the end but SA were able to snatch

the 2.5 points by winning the penalty shoot out.

At the end of the first day, SA were in equal second position with the Japanese National Team and were scheduled to play them in a mini final on the second day. The winner would progress to the Sanix Cup play offs and the loser to the Global Arena Cup. Unfortunately the technical and tactical level of the Japanese was too advanced and together with the injury toll after the first day, SA was well beaten.

After a riveting quarter final and semi final win against two Japanese high school teams, SA progressed to the Global Arena Cup final against the Chinese national team. The SA boys managed to defeat the Chinese 2:1 in a very tough match to lift the trophy.

The Sanix Cup tournament was an extremely valuable experience for all staff and players and an integral part of football development. A big thank you goes to Elvis Markov as head coach, Deane Stephens for his contribution as trainer and Nathan Kosmina filling the role of team manager.

### Special Olympics

The Football Federation SA in conjunction with McDonalds hosted a Special Olympics World Cup Gala Day on Tuesday 22nd June 2010 at Rostrevor College. The event was run to coincide with the 2010 FIFA World Cup and what a fabulous day it turned out to be. Special Olympics Volunteers and students of Rostrevor College and over 80 participants representing Pasadena High School, Grove Education Centre, Kensington Centre, Suneden Special School and Elizabeth Special School took part in the event and the enthusiasm and smiles was evident from the first minute.

The day started with players participating in a circuit of small games, incorporating

dribbling, shooting, juggling and passing with each player striving to challenge themselves while improving football techniques. With a little help from volunteers and coaches every player improved over the day with the biggest improver's for each school receiving Socceroos prizes kindly donated by McDonalds.

After the lunch break, the enthusiasm and competitive spirit within each school came to prominence with a mini World Cup. With each team representing a different country, the support of the fans of each team was frantic. Students represented Brazil, France, England, Portugal, South Africa, USA and Japan with each school putting in maximum effort for their respective country. The continuous surges in cheering and smiles captivated all involved in what was a fantastic day.

### Paralympics

FFSA's involvement with the South Australian Paralympics 7-a-side Football team has continued to grow in 2010. The program was for players with cerebral palsy or an acquired brain injury. The program included weekly coaching sessions at Collins Reserve. The following highlights resulted:

- Participation at the National Paralympic Football Championships in Melbourne in June;
- SA team member Thomas Goodman's selection into the Australian 7 a-side team, travelling to Scotland in August to compete in the European Championships;
- Participation in the Phoenix Cup in October, finishing runners up after penalties on the day. Thomas Goodman winning player of the tournament.



In partnership with the Australian Paralympic Committee the FFSA has secured funding through Office of Recreation and Sport to expand the program further in 2010-11 allowing for the appointment of a Development Officer and associated costs to assist in the promotion and growth of the program. FFSA have also won the right to host the National Paralympic Football Championships in April 2011 ensuring exciting times ahead for all involved.

### Indigenous Programs

After Football Federation Australia launched the Indigenous Football Development Plan in 2009, FFSA continued to drive the program further in 2010 providing greater community awareness and increased opportunities for Indigenous groups to participate in Football throughout the State.

In summary the Indigenous Football Development Program will ensure that:

- Young Indigenous people continue to play and participate in sport after each annual festival;
- FFA's ongoing talent identification programs incorporate indigenous communities;
- Accredited coach and referee education programs are made available in communities.

Part of this drive has included the successful introduction of Football into the South Australian Aboriginal Sports Training Academies (SAASTA) curriculum, providing greater exposure to and involvement in the game for Indigenous communities in already established operating programs in metropolitan and regional areas.

FFSA has conducted Grassroots Coaching courses for 63 SAASTA students across Pt Lincoln, Whyalla, Pt Pirie and at Para West Adult Campus. As well as Level 5

Refereeing courses to 110 students across Pt Lincoln, Whyalla, Ceduna, Pt Pirie and various metro regions.

Further skills sessions in these areas are planned for SAASTA students and other Indigenous communities early in 2011. Outside of opportunities for indigenous children to learn some new skills these skill sessions will also provide boys and girls aged 13 - 16 the chance to be selected to compete in the National Indigenous Football Festival to be held in Alice Springs in April 2011. These programs ensure that genuine talent identification is available for indigenous players and real opportunities are there to embark on the elite player pathway.



### McDonald's School holiday clinics

McDonald's School Holiday Clinics were held in different locations throughout Adelaide, as well as regionally in both the Riverland and Mount Gambier. Over 400 children attended these clinics, having the opportunity to improve their skills in a fun and safe environment.

### School Clinics

In 2010 FFSA conducted 285 school visits throughout Adelaide and provided soccer specific coaching for 36,806 students. FFSA extended its visits to include the Riverland, Victor Harbour, Adelaide Hills and Mount Gambier. Schools were excited to have the coaches create a fun environment whilst teaching the students soccer skills and improve their knowledge of the world game.



# Coaching & Development Manager's Report

## Country Camp

During the second week of the April School Holidays (April 20th-24th), the FFSA held its Annual Country Camp at Westminster School in Marion. The week long live-in camp was available to members of the FFSA Regional Centres of Excellence and had U12 Boys and Girls from Pt Augusta, Pt Pirie, Whyalla, Mt Gambier, Riverland, Noarlunga and Adelaide Hills take part. In total 53 Boys and 22 Girls attended the camp over the 5 days.

The purpose of the camp was to give players a "professional football experience" as preparation for state and perhaps national development squads in years to come. This was a totally new experience for most of the children with two training sessions daily as well as lectures and video sessions consuming most of their waking hours. All participants relished the opportunity and benefited significantly from the full time training schedule and the elite coaching they received from the FFSA coaching and development staff.



## World Cup Gala Days

In conjunction with McDonald's, the Game Development arm of Football Federation SA hosted World Cup Gala Days at various school and club venues. The events coincided with the FIFA World Cup in South Africa. The Gala Days have seen schools compete under the banner of their favourite World Cup nations and with a focus on the cultural significance of each nation, children created posters of their chosen country.

Participating schools have come from as far as Onkaparinga in the south to Elizabeth in the North with special consideration given to making the events as inclusive as possible to all areas. In total over 25 schools and over 1000 children participated in World Cup Gala Day events expressing a passion and enthusiasm for the game that only "World Cup Fever" can provide.

The McDonald's World Cup Gala Days involved teams taking part in round robin Small Sided Football matches with the focus on active participation, fair play and teamwork. In addition to World Cup matches, children also took part in various

skills challenges each day whereby juggling and shooting competitions saw winners provided with Socceros beans and scarfs kindly provided by McDonald's.

## Coach Education

There has been some significant changes to the Community Coaching structure in 2010, see table below.

Community Coaching Structure			
Grassroots Football Certificate	Learning to master the ball	U/6 - U/7 4 V 4	
Junior Licence	Learning to act with the ball purposefully	U/8 - U/9 7 V 7	
	Learning to play together purposefully	U/10 - U/11 9 V 9	
Youth Licence Youth Certificate	Learning the positions and basic tasks in 11 V 11	U/12 - U/13 11 V 11	
	Learning how the basic tasks link together	U/14 - U/15 11 V 11	
Senior Licence	Learning how to play as a team	U/16 - U/17 11 V 11	
Senior Certificate	Performing and winning as a team	U/18 - U/19 11 V 11	

### The Grassroots Coaching Certificate

This is a certificate aimed specifically at parents and teachers as an introduction to coaching. This is a three hour practical course with a comprehensive book to accompany it, which is also a great reference tool for future coaching. 21 Grassroots Courses were conducted, with 240 Coaches attending in Metropolitan and Regional areas throughout South Australia.

### Junior Licence Coaching Course

This course is aimed towards the beginner coach, managers, parents, teachers and prospective coaches of junior club teams interested in development training methods. 14 Junior Licence Courses were conducted in the Metropolitan and Regional areas with 225 coaches gaining their accreditation.



### Youth Licence Coaching Course

This course is aimed at coaches or prospective coaches of Youth players. 3 Youth Licence Coaching Courses were conducted in SA with 50 Coaches in attendance.

### Senior Licence Coaching Course

1 Senior Licence Course was conducted with 18 coaches gaining their accreditation.

### Presenter/Assessor Course

21 Regional and Metropolitan coaches attended the Presenter/Assessor Junior Licence Course.

## FFSA Summer Soccer Schools

Summer Soccer Schools commenced in 3 locations, with a timeslot that is club friendly. All training was taken place outside of the regular FFSA season through the summer months.

## New Arrivals

The New Arrivals Young Women's Soccer Program is a partnership between Football Federation SA, Office for Recreation and Sport and Parks Primary Health Care Service.

The program started with the program's project officer visiting various schools and community agencies to promote the program. Coaching clinics were held weekly over a period of 12 weeks. In addition to this, two one day health workshops were conducted during the January school holidays.

Up to 22 young women from the age of 13-18 years of age attended the training sessions each week and were also introduced to Club Football. Their cultural backgrounds include Congolese, Afghanistan, Malaysian, Somali, Sudanese, Ethiopian, Indian, Pakistan, Thai and Thai/Aboriginal.

Our work continued with the highly talented Eritrea National team from Africa,

in our quest to place them in teams from our Devine Homes Super League Competition and good progress has been made. Five of the players also completed a Junior Licence Coaching Course.

Game Development was also instrumental in organising a seven a side Tournament in Port Augusta, involving two teams of Asylum Seekers, one of which made the final. The day was a huge success and a great community spirit was evident, which was much appreciated by the visiting teams.

## Optus Small Sided Football

Optus Small Sided Football is about 'learning, self experiencing, having lots of touches on the ball and above all, children having fun every time they step on the pitch'.

Optus Small Sided Football is football games designed especially for children with fewer players participating on a smaller sized field. Even though there are fewer players participating in one particular game, due to the format design, in actual fact, more players can participate and play at any one given time. Up to 8 pitches can be marked out on a full adult sized playing field. Optus Small Sided Football are fun games that encourage players to have more contact with the ball because fewer players are playing in a smaller playing area.

Optus Small Sided Football meets the developmental needs of young footballers whilst maintaining a strong focus on maximum participation and enjoyment. Players become more actively involved, due to playing both attacking and defensive roles within a match and will better understand the importance of team mates and playing football while working together. There is no emphasis on winning and losing.

The South Australia Junior Soccer Association also implemented Optus Small Sided Football, with nine of the ten

affiliated associations playing the grassroots brand of football.

## Cottee's Schools 5-a-Side Gala Days

The Cottee's Schools 5-a-Side Gala Days are a Game Development - school based program being implemented by FFSA, both locally and regionally. The Cottee's Schools 5-a-Side provides school students from years 3 and 4 the opportunity to experience football in a fun and relaxed environment.

The Cottee's Schools 5-a-Side concept is an extremely simple one that has been replicated across Australia. Invites are sent out to a cluster of schools in an area where the gala day will be held. Up to eight schools are able to take part in any one day with each school supplying a girl's team, a boy's team and a mixed team. This gives each school an opportunity to include a whole class in the day's activities. Each team will have eight children with the mixed team having four girls and four boys.

A school attending the Cottee's Schools 5-a-side will play a minimum of 5 games in a round robin format. The simplified rules make the main focus of the day all about participation and enjoyment. This ensures that boys and girls of any ability are able to be included in teams and able to enjoy a day of football. The simplified rules allow teachers or older students who do not have any football experience to oversee the games and act as the Game Leader. There are no costs associated for the schools who are involved in the day.

I would like to thank all of the Game Development team of Damien Jennings, Jonathan Ruse, Michael Matricciani, Marc Talbot and Geoff Hargreaves, for their work-ethic and enthusiasm in making 2010 a memorable year. It would be remiss of me not to mention FFA's Vito Basile for his tremendous support to our programs.





# Coaching & Development

## State Team and Development Squads

By Airton Andrioli  
Technical Director

### Under 12 Development Pathway 2010 Program Overview

#### Summary

A new pathway for Under 12 Boys and Girls which is envisaged will provide an enhanced environment for player development through regular, high quality competition and coaching. The program will also create a more structured approach for player identification to ensure the best young players in South Australia are identified. Coaches for the program have been selected by FFSA Technical Director Airton Andrioli who will mentor and evaluate their ability to create a superior learning environment for players while following the technical and tactical strategies of the FFA National Curriculum.

#### Purpose

The Under 12 program is intended to enable a greater number of players to be identified for the Skilleroos Squad and establish a mentoring pathway for future coaches. This is enabled through assessment of players/coaches in game situations.

#### Benefits

- Cover a larger pool of players for identification
- Identify the best young talented players for the U13 Skilleroos program to compete at National Junior Championships
- To create development pathways to produce and identify quality players and coaches

#### The Program

Boys (September - February)

- 8 Teams selected (2 per zone)
- Teams compete in 2010 State Talent Identification Championships
- Zone teams to play in a Summer

Competition from October - February.

- Games to be played once a week from late October at one venue catering for all 4 games.
- South Australian Skilleroos U13 Team selected in February 2011 at the conclusion of the program.

Girls (September - December)

- 4 Teams selected (North, South, East West)
- Teams compete in 2010 State Talent Identification Championships
- Zone teams to play in a summer competition from October - December.
- Games to be played once a week from late October at one venue catering for 2 games.
- South Australian U13 Squad selected in December 2010, the squad will then participate in weekly matches throughout February competing against 4 Boys zone teams.

### Under 13 Boys NJC

The U13 National Championships was difficult for our boy's team. As one of the first teams to play under the National Curriculum model at a championship it was quite a challenge for the boys. Having been new to the concept and with limited experience playing in this manner, our team struggled to make an impact in the tournament. The team finished last in their group and had only one player selected in the All-stars team. Even though there were some improvements throughout the tournament, it certainly highlighted the improvements required within our programs.

Coach: David Martin

National Junior Championship, Canberra  
April 7th to 10th 2010



### Under 13 Boys Veto Tournament

The Under 13 Boys participated at the Veto tournament in Newcastle and performed encouraging well. This competition was provided to give the players that missed out in the selection for the NJC an opportunity to be reassessed for future selections. The team were runners up in the competition losing the final to a strong NNSW Metro team which boasted five U13 National team players.

Coach: Elvis Markov

Veto Tournament Newcastle 3rd to 8th  
October 2010

### Under 14 Boys NYC

The U14 development squad could not equal the same performance as last year at the NYC. Like the Under 13 NJC, the lack of experience playing in accordance with the National Curriculum affected the performance of the team. The understanding of the 1-4-3-3 still needs improvement throughout this age group, and this lack of understanding certainly affected the performance of the players. Throughout the tournament there was an improved performance, as a result the team started playing a better style of football. No players were identified for the All Stars Team.

Coach: Rod Del Nido

National Youth Championships Coffs Harbour  
27th September to 2nd October 2010

### Under 15 Boys NYC

The team's inconsistent performances throughout the tournament were a reflection of the lack of games prior to the Nationals. The overall performances of the team, however, had some very positive aspects and the talent in the squad was noted by the FFA technical group. As a result



5 players were selected for the All-stars team at the end of the tournament. Players selected in the All-stars team were:

- Michael Ceccarelli
- Chris Christofilos
- Ben Warland
- John Karatzas
- Stefan Mauk

Coach: Tony Vidmar

National Youth Championships Coffs Harbour  
27th September to 2nd October 2010

### Under 13 Girls NJC

The Under 13 State Girls were placed in Group 1 along side the traditional powerhouses of Women's Football, including Metro NSW, Queensland, Northern NSW, ACT and Victoria Metro. The team participated in five games and finished the tournament with two wins, two losses and one draw. Unofficially, the team placed third, however, with the bonus points system introduced by the FFA. The team's ability to execute the 1-4-3-3 was very good and was followed by consistent performances throughout the tournament.

Coach: Vito Basile

National Junior Championship, Canberra.  
April 5th to 7th 2010

### Under 15 Girls Nationals 2010

The team represented our state extremely well, responding positively to the challenges a competition of this level brings. The team showed good organisation and always attempted to play football in line with the National Curriculum through the tournament. With some very good performances the team ended up winning their group, earning the rights to be in the

elite group for next year's NYC. Congratulations to Emma Checker for making the All-stars team.

Coach: Jonathan Ruse

National Junior Championship in Coffs  
Harbour, July 6th to 9th 2010

### Under 17 Girls Nationals 20010

Our Under 17 team had a very difficult road on the lead up to this year's nationals. A number of injuries affected the training program and final selection of players. However credit goes to Elvis Markov for managing this situation very well, preparing and selecting the final squad. Unfortunately Elvis was not able to go to Coffs for the Nationals due to unexpected circumstances. Vito Basile was then introduced as the coach to take the team away. Vito and Elvis worked together for the last 3 weeks prior to the tournament, on the final selection and preparations of the team. The team was very consistent and well organised, in particular in the games against Western Australia, Queensland and New South Wales.

Congratulations to Nicole Calder, Ruth Wallace, selected in the All-stars team and in particular Katelyn Tucker who was voted player of the tournament

Coach: Vito Basile

National Junior Championship in Coffs  
Harbour, July 6th to 9th 2010



# Financial Statements

## FOOTBALL FEDERATION SA INC


### STATEMENT BY MEMBERS OF THE COMMITTEE FOR THE YEAR ENDED 31 OCTOBER 2010


The committee has determined that the association is not a reporting entity and that this special purpose financial report should be prepared in accordance with the accounting policies outlined in Note 1 to the financial statements.

In the opinion of the committee the accompanying financial report as set out on pages 2 to 7:

- 1 Presents fairly the financial position of Football Federation SA Inc at 31 October 2010 and its performance for the year ended on that date in accordance with Australian Accounting Standards and mandatory professional reporting requirements
- 2 In accordance with section 35(5) of the Associations Incorporation Act 1985, the committee hereby states that during the financial year ended 31 October 2010:
  - (a)
    - (i) no officer of the association;
    - (ii) no firm of which an officer is a member, and
    - (iii) no body corporate in which an officer has a substantial financial interest, has received or become entitled to receive a benefit as a result of a contract between the officer, firm or body corporate and the association
  - (b) no officer of the association has received directly or indirectly from the association any payment or other benefit of a pecuniary value.
- 3 At the date of this statement there are reasonable grounds to believe that the Association will be able to pay its debts as and when they fall due.

This statement is made in accordance with a resolution of the Committee and is signed for and on behalf of the Committee by:

  
\_\_\_\_\_  
Board Member

  
\_\_\_\_\_  
Board Member

Signed in Adelaide this 25<sup>th</sup> day of February 2011

### Income & Expenditure Statement For The Year Ended 31 October 2010

Income	2010	2009	Expenditure (continued)	2010	2009
Operational Grants	275,877	491,301	Leasing Expenses	6,337	5,812
Championships & Nationals Income	242,710	305,343	Legal Fees	5,065	-
Commission & Pools Income	22,100	22,643	Meeting Expenses	1,261	1,602
Competition Affiliation Fees	317,200	334,261	Minor Equipment Purchases	-	932
Development Income	149,752	112,181	Office & Petty Cash Expenses	5,118	4,211
Development Squad & Tournaments Income	363,940	332,664	Payroll Tax	11,583	9,303
Affiliation Levy	56,541	47,595	Player Of The Year Expense	42,634	41,166
Fines Collected	26,004	22,532	Printing & Stationery	16,042	15,003
FFA Fees	224,568	202,112	Postage & Courier	7,679	6,798
Ground Hire	8,274	-	Promotions & Advertising	35,469	45,653
Interest Received	25,417	20,378	Provision For Annual Leave	7,333	9,493
Law Books, Workbooks & DVD Sales	1,726	778	Provision For Doubtful Debts	2,760	(13,826)
Player of The Year Income	14,882	14,200	Provision For Long Service Leave	2,765	1,240
Player Fees	415,420	374,502	Referee Expenses	69,588	40,337
Referee Income	90,515	73,068	Relocation Of Office	-	11,793
Sponsorship Income	211,545	218,329	Rent & Occupancy Costs - Offices	18,116	16,510
Sundry Income	26,295	33,729	Repairs & Maintenance	640	3,064
Women's Income	21,925	15,326	Salaries, Wages & Honorariums	780,718	708,276
<b>Total Income</b>	<b>2,494,693</b>	<b>2,620,941</b>	Staff Training & Expenses	16,152	2,395
			Subscriptions	230	551
<b>Expenditure</b>	<b>2010</b>	<b>2009</b>	Sundry Expenses	14,633	6,922
Audit Fees	5,000	5,000	Superannuation Contributions	68,572	64,352
Bad Debts	9,899	13,826	Telephone	22,174	21,257
Bank Charges	2,859	2,347	Travel & Accommodation	31,222	37,454
Championships Expenses	169,777	203,410	Website Expenses	17,642	29,169
Cleaning	4,475	4,190	Women's Expenses	41,775	46,436
Competition Prizemoney & Expenses	182,020	194,781	Workcover	16,326	16,628
Computer Costs	2,726	12,055	<b>Total Expenditure</b>	<b>2,474,032</b>	<b>2,400,043</b>
Depreciation	11,117	9,556	<b>Net Surplus For Year</b>	<b>\$20,661</b>	<b>\$220,898</b>
Development Expenses	87,309	130,805			
Development Squad/Tournament Expenses	299,494	332,634			
Feasibility Study	10,000	4,000			
FFA Fees	215,966	141,255			
Ground Expenses	14,921	-			
Hall Of Fame Expenses	1,628	703			
Insurance	209,329	202,420			
Law Books, Work Books & DVD's	5,680	10,530			



## Financial Statements

### Statement of Changes In Equity for the Year Ended 31 October 2010

	Retained Earnings	Total
Opening Balance, 1 November 2008	278,369	278,369
Net Surplus attributable to members	220,898	220,898
Transfer of Funds from SAWSA	217,055	217,055
<b>Closing Balance, 31 October 2009</b>	<b>716,322</b>	<b>716,322</b>
Net Surplus attributable to members	20,661	20,661
<b>Closing Balance, 31 October 2010</b>	<b>736,983</b>	<b>736,983</b>

### Assets and Liabilities Statement as at 31 October 2010

	Note	2010	2009
<b>Current Assets</b>			
Cash at Bank		1,234,327	1,101,119
Cash on Hand		520	520
Credit Card - Visa		433	3,300
Prepayments		33,092	465
Trade & Sundry Debtors	2	197,148	146,563
		<u>1,465,520</u>	<u>1,251,967</u>
<b>Non Current Assets</b>			
Plant & Equipment at cost		94,883	73,046
Less Accumulated Depreciation		47,934	36,817
		<u>46,949</u>	<u>36,229</u>
<b>Total Assets</b>		<b>1,512,470</b>	<b>1,288,195</b>
<b>Current Liabilities</b>			
Trade & Sundry Creditors		122,981	45,759
Accrued Expenses		69,852	17,086
Club Bonds		14,064	8,452
GST Payable		15,700	82,726
Grants in Advance		294,321	185,000
Income in Advance		141,782	100,923
Payroll Liabilities		24,849	50,088
Provision for Annual Leave		84,180	76,847
Provision for Long Service Leave		7,758	4,993
<b>Total Liabilities</b>		<b>775,487</b>	<b>571,874</b>
<b>Net Assets</b>		<b>\$736,983</b>	<b>\$716,322</b>
<b>Equity</b>			
Retained Earnings		736,983	716,322
<b>Total Equity</b>		<b>\$736,983</b>	<b>\$716,322</b>
Contingent Liability	3		

### Notes to the Financial Statements for the Year Ended 31 October 2010

#### Note 1: Statement of Significant Accounting Policies

This financial report is a special purpose financial report prepared in order to satisfy the financial reporting requirements of the Associations Incorporation Act 1985 . The Committee of Management has determined that the Association is not a reporting entity.

The financial report is prepared on an accruals basis and is based on historic costs and does not take into account changing money values or, except where specifically stated, current valuation of non-current assets.

The following significant accounting policies, which are consistent with the previous period unless otherwise stated, have been adopted in the preparation of this report.

#### (a) Income Tax

Under Section 50.5 of the Income Tax Assessment Act 1997 the income of the Association is exempt from income tax.

#### (b) Property, Plant & Equipment

Property, plant and equipment are depreciated over their estimated useful lives using either the straight line or diminishing value method.

Profit and losses on disposal of property, plant & equipment are taken into account in determining the surplus for the year.

#### (c) Goods & Services Tax (GST)

Revenues, expenses and assets are recognised net of the amount of GST, except where the amount of GST incurred is not recoverable from the Australian Tax Office. In these circumstances the GST is recognised as part of the cost of acquisition of the asset or as part of an item of the expense. Receivables and payables in the statement of financial position are shown as inclusive of GST.

#### (d) Employee Benefits

Provision is made in respect of the Association's liability for annual leave at balance date.

Long service leave is accrued in respect of employees with more than seven years employment with the Association.

Contributions are made by the Association to an employee superannuation fund and are charged as expenses when incurred. The Association has no legal obligation to provide benefits to employees on retirement.

<b>Note 2: Trade &amp; Sundry Debtors</b>	<b>2010</b>	<b>2009</b>
Trade Debtors	199,908	146,563
Less: Provision for Doubtful debts	2,760	-
	<u>197,148</u>	<u>146,563</u>

#### Note 3: Contingent Liability

A contingent liability exists in relation to the potential repayment of surplus funds to any funding bodies. It is the board's view that any surplus represents unexpended funds and will not be repayable.

# Financial Statements

## INDEPENDENT AUDIT REPORT TO THE MEMBERS OF FOOTBALL FEDERATION SA INC

### Report on the Financial Report

We have audited the accompanying financial report, being a special purpose financial report, of Football Federation SA Inc (the association), which comprises the assets and liabilities statement as at 31 October 2010 for the year then ended, the income and expenditure statement, statement of changes in equity, a summary of significant accounting policies, other explanatory notes and the statement by members of the committee.

### Committee's Responsibility for the Financial Report

The committee of the association is responsible for the preparation and fair presentation of the financial report and have determined that the accounting policies described in Note 1 to the financial statements, which form part of the financial report, are consistent with the financial reporting requirements of the Associations Incorporation Act 1985 and are appropriate to meet the needs of the members. The committee's responsibilities also include designing, implementing and maintaining internal control relevant to the preparation and fair presentation of the financial report that is free from material misstatement, whether due to fraud or error; selecting and applying appropriate accounting policies; and making accounting estimates that are reasonable in the circumstances.

### Auditor's Responsibility

Our responsibility is to express an opinion on the financial report based on our audit. No opinion is expressed as to whether the accounting policies used, as described in Note 1, are appropriate to meet the needs of the members. We conducted our audit in accordance with Australian Auditing Standards. These Auditing Standards require that we comply with relevant ethical requirements relating to audit engagements and plan and perform the audit to obtain reasonable assurance whether the financial report is free from material misstatement.

An audit involves performing procedures to obtain audit evidence about the amounts and disclosures in the financial report. The procedures selected depend on the auditor's judgment, including the assessment of the risks of material misstatement of the financial report, whether due to fraud or error. In making those risk assessments, the auditor considers internal control relevant to the entity's preparation and fair presentation of the financial report in order to design audit procedures that are appropriate in the circumstances, but not for the purpose of expressing an opinion on the effectiveness of the entity's internal control. An audit also includes evaluating the appropriateness of accounting policies used and the reasonableness of accounting estimates made by the committee, as well as evaluating the overall presentation of the financial report.

The financial report has been prepared for distribution to members for the purpose of fulfilling the committee's financial reporting under the Associations Incorporation Act 1985. We disclaim any assumption of responsibility for any reliance on this report or on the financial report to which it relates to any person other than the members, or for any purpose other than that for which it was prepared.

We believe that the audit evidence we have obtained is sufficient and appropriate to provide a basis for our audit opinion.

### Independence

In conducting our audit, we have complied with the independence requirements of Australian professional ethical pronouncements.

### Auditor's Opinion

In our opinion, the financial report of Football Federation SA Inc presents fairly, in all material respects the financial position of Football Federation SA Inc as of 31 October 2010 and of its financial performance for the year then ended in accordance with the accounting policies described in Note 1 to the financial statements and the Associations Incorporation Act 1985.

In our opinion the accounts on which the reports are based are considered adequate pursuant to Section 37(3)(d) of the Associations Incorporation Act 1985, given the nature and scope of the activities of the association.



Trevor Basso - Partner  
Basso Newman & Co  
Chartered Accountants  
Adelaide

Dated this 28<sup>th</sup> day of February 2011

basso  
& newman  
chartered  
accountants

Basso Newman & Co  
ABN 31 760 764 316  
285 Flinders Street  
Adelaide, South Australia  
PO Box 7033 Hutt Street,  
South Australia 5000  
Telephone: (08) 8224 0666  
Facsimile: (08) 8224 0670  
bnc@bassonewman.com.au  
www.bassonewman.com.au  
"Liability limited by a scheme  
approved under Professional  
Standards Legislation"



## Call To Arms Charity Rounds

This year, for the first time, Football Federation SA came on board to support Call To Arms a fundraising and awareness campaign to fight men's cancer endorsed by Cancer Council SA. Two weekends were nominated in June as the Official Call To Arms Charity Round which urged all the clubs and affiliated associations to get behind the campaign.

All players and officials wore yellow arm bands during their nominated match in the Charity Round in addition to home teams in Super League matches who wore yellow

socks to show support of the campaign. Collectively, Football Federation SA clubs and affiliated associations raised over \$8,000.

The success of the Call to Arms campaign was generated because not only did our men's clubs support the cause but also our women's and junior clubs and local associations. The support that was rallied illustrated that all areas of our code are affected by men's cancer in some way. The Call to Arms campaign is a great cause to demonstrate that collectively people can make a difference.



## State Talent Identification Championships

The 2010 Football Federation SA State Talent Identification Championships (STIC) were held once again at The Paddocks hosted by the Para Hills Knights Soccer Club.

The Championships provided over 500 boys and girls with the opportunity to showcase their talents and enable them to be identified for 2011 programs.

For the first time U12 boys and girls teams were set up as U12 Development Squads as implemented by FFSA Technical Director Airtion Andrioli, with coaches and squads focusing on the technical and tactical

strategies outlined in the FFA National Curriculum. The girls program ran from September - December with four zone teams training and playing on a regular basis and an U13 State Squad selected from this core group of players. The boys program will run from September - February with each zone having 2 squads training on a regular basis to form the SA U13 Skilleroos team being selected in February 2011.

Overall the Championships provided a successful and challenging environment for SA's up and coming junior players.




# Events



Mick O'Malley Award  
Young Referee of the Year




Mick Ingham Award  
Referee of the Year



Les Avory Trophy  
State League U19  
Player of the Year



Peter Nikolich Trophy  
State League  
Reserve Player of the Year



Rab Jones Trophy  
Premier League U19  
Player of the Year



John Francis Trophy  
Super League U19  
Player of the Year



John Aloisi Rising  
Star Award



State League  
Coach of the Year



Premier League  
Coach of the Year  
(Joint Winner)



Premier League  
Coach of the Year  
(Joint Winner)



Super League  
Golden Boot Award



Martyn Crook  
Award  
Super League  
Coach of the Year

## Awards Night

# Events

## Hall of Fame Inductees

### D.M. (Dianne) ALAGICH

#### HALL OF CHAMPIONS as a member for OUTSTANDING PERFORMANCE

Born in Woodville, South Australia .

Contributed to the game of football as a Player, Coach and Ambassador, Player Life Member FFSA.

Played 92 times for Australia of which 86 were "A" Internationals, represented South Australia at U16, U19 and Senior level. Competed in 3 Women's World Cup campaigns 1999, 2003 & 2007 and 2 Olympic Games Tournaments 2000 & 2004, also played in the USA Women's League with San Jose Cyber Rays 2001 - 2003.

Won Australia's International Player of the Year Award and SASI Soccer Athlete of the Year in 2004 and South Australian Sports Star of the Year - Peoples Choice Award in 2008.



### T. (Ted) IULIANO

#### ROLL OF HONOUR as a member for DISTINGUISHED CONTRIBUTION

Migrated to Australia in 1958 from Campania Region, Italy

Contributed to the game of football as an Administrator, Life Member of the FFSA and Adelaide Blue Eagles

Chairman and Board representative SASF First Division Management Committee 1981-84, SASF Council Delegate to the ASF 1981-83, Vice Chairman SASF 1992-97, Member of the Local Organizing Committee FIFA World Youth Championships 1993, Tour Leader for Australia Today - Indonesia 94 tour of Indonesia 1994, between 1995-97 Reviewed and Rewrote the whole of the SASF Constitution, Rules & Regulations, Board Member FFSA & Chairman Finance Committee 2005-2010.

Associated with the game in South Australia in excess of 35 years.



### M. (Michael) BROOKS

#### AWARD OF EXCELLENCE as a member for DISTINGUISHED PERFORMANCE

Born in Whyalla, South Australia.

Contributed to the game of football as a Player & Coach, Player Life Member FFSA.

Played 279 games in South Australia scoring 202 goals, 136 games in the National League and 23 times for South Australia, 15 of which were as captain, Won 4 SA Championship Medals 1993, 1995, 2000 & 2001, 4 Golden Boot Awards 1996, 2000, 2001 & 2002 also 5 club Best Player Awards.

Won the Sergio Melta Medal, SA Player of the Year Award, 1996.



### Z. (Zoran) KARADZIC

#### ROLL OF HONOUR as a member for MERITORIOUS CONTRIBUTION

Migrated to Australia in 1991 from Zemun, Belgrade, Serbia

Contributed to the game of football as a Player and Coach

Played 155 games for Adelaide Blue Eagles and represented South Australia

on 6 occasions, Won 4 SA Premier League Medals 1992, 1994, 1995 & 1996 also won 3 Federation Cup Winners Medals 1995, 1997 & 1998. As a Coach Won the League and Cup double in 1995 and Premier League Championship in 1994, 1995, 1996, 2000 & 2001

Alex Hastings Medal Winner 1994 & 1995 and the SA Coach of the Year 1995







## Events

### Awards Night

The Adelaide Oval Pavilion set the scene once again for the 2010 Football Federation SA Awards Night on Wednesday September 8. The awards night celebrated achievements of individuals and clubs who contributed to making 2010 a memorable season. The evening also recognised the valuable contribution that is made by individuals to the sport, by inducting new nominees into the Hall of Fame.

Approximately 380 guests attended the evening including invited dignitaries Hon Michael Wright MP Minister for Sport, Recreation & Racing, Isobel Redmond MP Leader of the Opposition, Hon Terry Stephens Shadow Minister for Sport, Recreation & Racing, Jason Cameron Advisor for Department of Justice, Jennifer Hughes Director of Venues, Infrastructure, Planning & Policy Office for Recreation and Sport, Dominic Fitzsimons Recreation & Environment Manager for Adelaide Shores, Brett Hill Manager, Recreation & Community Development for City of Port Adelaide Enfield and Adelaide United Coach Rini Coolen.

At the evening close, history was made with Raiders' captain Richie Alagich claiming his third Sergio Melta Medal for the Super League Player of the Year. Alagich is the only player to have won the illustrious medal three times at the same club.

Throughout the evening recognition was given to individual award winners for their contribution and achievements for season 2010 including inducting four people into the Hall of Fame. Football Federation SA would like to congratulate Hall of Fame inductees Dianne Alagich, Michael Brooks, Ted Iuliano and Zoran Karadzic for their great contribution to our sport.

The evening provided a look back at the 2010 season by acknowledging achievements of the sport and ending with a photo display of the season including snapshots of 2010 Sergio Melta medalist Richie Alagich.

Main image from left: Football Federation SA President Rauf Soulio, Richie Alagich, Minister for Sport, Recreation and Racing, the Hon Michael Wright MP.



### Alagich Claims Third Sergio Melta Medal



Raiders' captain Richie Alagich became the first player to win three Sergio Melta Medals at the same club, claiming the 2010 Devine Homes Super League Player of the Year medal.

Alagich, who joins Simon Catanzaro as triple Sergio Melta Medal medallists, won by eight votes ahead of MetroStars captain Ivan Karlovic and Adelaide City midfielder Nicholas Orr.

Alagich was voted best on ground in four matches, played all eighteen league matches and scored seven goals



From left: Hall of Fame Committee - John Francis, Tony Henshaw (Vice Chairman), Denis Harlow OAM (ex-officio), Andrew Howe, Orazio DiCarlo (Chairman).



# Events

## Awards Night

### Joint Winners for Bob Telfer Medal



Modbury Jets' David Crowl and West Adelaide's Carl Robinson tied for the Bob Telfer Medal as the 2010 Devine Homes Premier League Players of the Year. Crowl was instrumental in guiding Modbury back into the Devine Homes Super League for 2011 and polled one more vote than team mate Scott Weidenbach. Crowl played 17 matches this season for Modbury and polled two best on ground performances. Crowl is the first Bob Telfer Medallist from Modbury since the inaugural winner in 1975 in Roy Burdett.

Robinson, who stepped down as player-coach of West Adelaide midway through the season to concentrate on playing for the club, played 15 matches and scored one goal. Robinson polled three best on ground performances. It is only the second time that a joint winner has been awarded for the Bob Telfer Medal, the previous was in 2003.

### Three-Way Tie for Milan Ivanovic Medal



The Milan Ivanovic Medal for the Devine Homes State League Player of the Year ended in a three-way tie, with Noarlunga United's Paolo Paris, Playford City's Guiseppe Zotti and Nicholas Dawes from South Adelaide all polling 17 votes. Paris led a Noarlunga United side to the minor premiership and played 14 matches scoring 7 goals. Paris polled three best on ground performances. Zotti, who was one of the driving forces in the Patriots success this season, played all 16 matches scoring 11 goals for Playford City. Zotti polled five best on ground performances. South Adelaide's Dawes played 15 matches and polled four best on ground performances. It is the first time the Third Division Player of the Year Medal has ended in a multiple winner.



# SA Schoolboys Football

## SA Schoolboys Football 2010 by Joe Larecki

SA Schoolboys returned home from the national Football Championships held in Melbourne recently, with a Silver medal, four players named in the Australian Schoolboys squad, a further four in the Australian Shadow squad and a great amount of skill development and valuable experience. It was a great week for SA as our talented budding football stars pitted their wit and obvious skill against the best schoolboys from throughout Australia, on artificial Third Generation pitches at the Darebin International Sports Centre. We played five games in the week, losing only the one game, narrowly to NSW (1 v 0), the eventual winners.

Four players were selected in the Australian squad to tour Hong Kong, China and Japan in January 2011. They include Chahine Noujaim (St Michael's College), Jordan Spadavecchia (Blackfriars Priory School), Andreas Wiens (Portside Christian College) and Jarryd McLaughlin (Gleeson College). Four others were listed in the Shadow squad. They include Haris Vukic (Glenunga International High), Andrew Lindsay (Pedare Christian College), Roland White (Cardijn

College) and Sam Carmichael (Hallett Cove School). Other players in the successful SA team included Josh Negrean (St Patrick Tech College), Mitchell Daly (St John's Grammar), Hayden Walter (Birdwood High), Justin Davis (Westminster), Jairus Wyten (Temple Christian College), Jackson Stephens (Immanuel College), Dominic Lloyd (Aberfoyle Park High) and Scott Nagel (Woodcroft College). Officials accompanying the team were John Evans (Coach), Trevor Warren (Team Manager) and Joe Larecki (Tour Leader). The team performed exceptionally well throughout the week showcasing obvious talent and fore-shadowing great potential amongst our younger brigade of footballers in SA schools. The lads also demonstrated that they can comfortably mix it with the best in the nation. This augers well for the future of our game in this state. A special thanks to all schools, clubs and parents for making it such a successful and memorable week. These national Championships take place each year in different states. In 2011 it will be held in Adelaide.







## Futsal Summary 2010

by Arthur Di Fede

# Futsal SA

The Game of Futsal continues to grow in the north and northeast of Adelaide. Regional areas have increased with participation from Junior, Youth and Open ages.

Futsal SA, the Standing Committee who is the member affiliate of Football Federation SA continue to meet to manage the affairs of Futsal in this state

### National Futsal Championship participation in 2010

Futsal SA started the year with the participation at the 22nd National Futsal Championships held in Canberra with ten SA representative Futsal teams ranging from Under 12 onwards participating. The 125 players, coaches, team managers, trainers and referees proudly travelled to Canberra wearing their State Colours to compete in the week long Championships playing in four different venues around the Australian Capital (ACT).

An Open Mens team was selected and took part in these Championships for the first time in a long time comprising of a mixed team of experience and youth players,

fared considerably well against the superior Futsal states losing some matches by only the odd goal. All these players, some of which are relatively new to Futsal have gained valuable experience playing at the highest level, which will put them in good stead for future National Championships.

A few of the coaches, some of which have been there before also had mixed experiences with their respective teams and the players selected have learnt a lot from these Championships.

Futsal SA Head Coach Tony LaScala has praised a lot of his selected coaches for their professionalism in the preparation, coaching and getting their respective teams ready for these Championships in the short time.

### Futsal Clinics

Futsal Clinics have been successfully conducted by Futsal SA Development Officers at various schools. Clinics include; The Ingle Farm Recreation Centre, The Gardens Recreation Centre, Bagster Road Community Centre and for the first time in 2010 at the Turrumurra Recreation centre.



2010 saw more Centres enquire about becoming affiliated to the FIFA recognised indoor game.

### Futsal Junior Carnival

The annual Futsal Junior Carnival was successfully held again for the second time in August at The Gardens Recreation Centre with a whole day of Junior Futsal matches played in the school holidays with teams attending from North and from the Yorke Peninsula Futsal competition in Minlaton.

### Campbelltown Leisure Centre Junior Competitions

Junior Competitions continue at The Campbelltown Leisure Centre in the off-season from September on the weekends for boys and girls from under 9 up to Under 23 competitions. These competitions are proving to be very successful in the offseason. Tony Lascale and Robert Pepicelli the two managers of the junior competition have seen a big growth in the skill level over the 8 years that these competitions have been running. More young participants have been given the opportunity to be selected from trials in the State squads.

### The St Jays Junior Competitions

The junior competition at this centre continues to be a popular competition with

the Northern clubs from October from Under 8 to Under 14 on Saturdays. Ray Grima the Competition manager is hopeful that the north will continue to grow in Futsal with already three City of Salisbury venues being used to play Futsal. (The Gardens, Ingle Farm and St Jays)

### Futsal Open Men Competitions

The open men competitions continued during the year at the Magill Sports Centre on Tuesday and Sunday nights and also at The Gardens Recreation Centre. The Competition Managers Ray Grima and Giancarlo Zumbo bring quality Futsal Competitions to all participants during the year with the Full FIFA Laws of the Game being implemented in the games. The Ingle Farm Recreation Centre Indoor soccer competition was also transformed and affiliated to Futsal SA in August and there is an increase in numbers in the first season on the Sunday evening.

### Active After School Program

The participation of Futsal in the active after school programs continued in 2010 with Development officer Giancarlo Zumbo continuing to deliver quality and fun futsal clinics at various schools throughout the metropolitan area to continue with Futsal awareness and future participation.

### Growing For Gold Program

Futsal once again participated in the Growing for Gold Program held by the City of Salisbury, a program which gives young people the opportunity to try a range of different sports for free in their local community. Futsal SA held three sessions in October 2010 where 78 children enjoyed learning the Futsal skills and playing the game. Some of these children went on to join one of the teams at the St Jays Junior competition in October.

### Futsal SA Referees Involvement and Development 2010

Futsal SA Referees continue the good tradition based over the last 16 years and did well at the National Futsal Championships with all three referees selected getting appointed to the big finals.

- Brendon Skinner - Open Men Final,
- Matthew Graser - Youth Men U/19 Final,
- David Greco - U/16 Boys Final.

As Futsal continues to grow in South Australia with more competitions on the pipeline, the Futsal SA Referees has this year formed a Referees Branch. Regular coaching sessions and meetings are now being held to further develop Futsal referees.

Three Coaching Courses were conducted in 2010 and the number of referees has already increased.





## 2010 SAJSA Report

by Ray Matthews

# South Australian Junior Soccer Association

2010 has been a year of mixed emotions for SAJSA and its member associations.

The loss of a well known junior icon and the running of 2 very successful championships, State and Country.

The year started on a sad note when junior soccer lost one of its well known icons from Renmark, Steve Poutakidis. Steve who had been battling cancer for approximately 2 years, finally succumbed to the cancer and passed away in early 2010 at home with his family. A service was held for him and was suitably attended by representatives of FFSA, SAJSA and many local friends and soccer identities. He will be sadly missed.

In June, SAJSA hosted the first of 5 consecutive State Championships to be held at Barratt Reserve, West Beach. This is a detraction from the norm, to be held in Adelaide at the request of member associations and with the assistance of Barry Lewis, Gino Santoro (the well known coffee man) and all member Associations, proved to be a very well organised and run event.

SAJSA have locked in use of the grounds for the next 4 years and will utilise the same facilities and assistance.

A special mention must also be given to Matthew Cream for organising all the cadet referees to officiate during the weekend, and congratulations to Port Augusta for fielding a

team, the first of many to come in the future.

The next event on the calendar was the Country Championships to be held in Renmark on the third weekend in August. SAJSA viewed this with some trepidation, because the organisation was initiated and put in place by Steve, but the new President, Bill Buccon assured us that with SAJSA executive support they would continue to host the event. In the end the event turned out to be very successful and once again a mention to Paul Duncan for organising cadets and senior referees for the weekend.

SAJSA previously had decided to honour Steve's memory by striking a perpetual cup to be awarded to the winning Under 16 team every year, along with an inscription to the memory of Steve on the medallions. The inaugural winners in 2010 were Port Pirie (pictured) and will retain the trophy until 2011. A fine gesture of the weekend was to invite Steve's wife to present the cup and medallions to both Under 16 winners and runners up and we were honoured that she agreed to do it.

In 2011, the State Championships will be held at Barratt Reserve, West Beach as previously mentioned and the Country Championship will be hosted by Broken Hill in August.

Finally my thanks go to all SAJSA executive members and committees of all members for the work they have put in during the year.



# Statistical Information

## Round 1 to 18 - Top Goalscorers Tables

### Super League

Jason Trimboli	Campbelltown City	12
Chad Bugeja	Adelaide Blue Eagles	11
Scott Tunbridge	MetroStars	10
Kym Harris	Adelaide Blue Eagles	8
Joel Allwright	Para Hills	8
Richie Alagich	Raiders	7
Callum Flanagan	Western Strikers	7
Michele Lastella	Western Strikers	7
Nicholas Orr	Adelaide City	6
Ricardo Da Silva	Adelaide City	6
Evan Kounavelis	Adelaide Blue Eagles	5
Jake Markham	Adelaide Galaxy	5
Matthew Deegan	Campbelltown City	5
Brenton Macdonald	Cumberland United	5
Steven Grelli	MetroStars	5
Jackson Groves	MetroStars	5
Michael Matriciani	MetroStars	5
Saranti Parissos	Adelaide Blue Eagles	4
Patrick Deruvo	Adelaide City	4
Oliver Totani	Adelaide Cobras	4
Joe Wright	Adelaide Galaxy	4
Daniel Carter	Cumberland United	4
Shaun Smith	Cumberland United	4
Jordan Spadavecchia	Western Strikers	4
Dean Kenrick	Adelaide Blue Eagles	3
Daniel Spagnuolo	Adelaide City	3
Con Karittevlis	Adelaide Cobras	3
Shaun McGreevy	Adelaide Galaxy	3
Brett Rayner	Adelaide Galaxy	3
Ali Toure	Campbelltown City	3
Russell Clayton	Para Hills	3
Matthew Mullen	Para Hills	3
Stephen Ward	Para Hills	3
Craig Goodwin	Raiders	3
Stephen McNeill	Western Strikers	3

### Premier League

Shane Pearce	Modbury	21
Francesco Marafioti	Adelaide Comets	10
Samuel Bowman	Adelaide Hills	10
Christopher Dean	Modbury	10
Vitor Ribeiro	Pirates	9
Nathan Elliott	Adelaide Hills	8
Konrad Kosznik	Croydon	8
Ryan Mitchell	Adelaide Comets	7
Anthony Orlando	Adelaide Olympic	6
Marc Talbot	Adelaide Olympic	6
Luke Klimek	Croydon	6
Andrew Harous	Croydon	6
Jim Stavrides	Enfield City	6
Scott Unglaube	Pirates	6
Steven Stam	Salisbury United	6
Srdjan Jovanovic	White City Woodville	6
Nathan Elliott	Adelaide Comets	5
Elias Demourtzidis	Adelaide Comets	5
Dimitris Parhas	Enfield City	5
Joseph Costa	Enfield City	5
Michael Francis	Modbury	5
Nathan Andijanto	Adelaide Olympic	4
Thomas Mullen	Adelaide Olympic	4
James Skeffington	Pirates	4
Angus Ducker	Salisbury United	4
Michael Keens	White City Woodville	4
Simon Catanzaro	Adelaide Comets	3
Damian Stam	Adelaide Hills	3
Nicholas Rathjen	Adelaide Hills	3
Luke Smith	Adelaide Hills	3
Christopher D'Alfonso	Croydon	3
Mark Graham	Enfield City	3
James Coley	Pirates	3
Steven Butler	Salisbury United	3
Harry Skoumbros	West Adelaide	3
Spiro Kezios	West Adelaide	3
Alex Jackson	White City Woodville	3

### State League

Samuel Farncombe	Playford City	18
Giuseppe Zotti	Playford City	11
Adrian Cazzetta	Toros	11
Faustin Machochi	Seaford	10
Stefan Forte	N.A.B.	9
Kindilon Maclean	Noarlunga United	9
Miroslav Markovic	Northern Demons	9
Jonathon Cook	South Adelaide	9
Vincenzo Schimizzi	N.A.B.	8
Paolo Paris	Noarlunga United	7
Patrick Keane	Northern Demons	7
Barry Coombs	South Adelaide	6
Bradley Burns	Gawler	5
Nathan Sette	N.A.B.	5
Aaron Phillips	South Adelaide	5
James Anic-Kaliger	Toros	5
Anthony Mc Ardle	Noarlunga United	4
Dayle Anderson	Seaford	4
Dylan Ellis	Seaford	4
Robert Billinghamurst	The Cove	4
Simon Kestell	The Cove	4
Michael Mastropaolo	Toros	4
Marc Burrows	Gawler	3
Francesco Ammirato	N.A.B.	3
Max Bonnet	N.A.B.	3
Matthew Sephton	Noarlunga United	3
John Neal	Noarlunga United	3
Benjamin Cooper	Noarlunga United	3
Peter Mercurio	Toros	3
Achille Violi	Toros	3
Nicholas Lalli	Toros	3

League Tables - Super League

Super League

	P	W	D	L	GF	GA	GD	PTS
MetroStars	18	11	4	3	37	19	18	37
Para Hills	18	9	5	4	28	19	9	32
Adelaide City	18	10	2	6	28	27	1	32
Adelaide Blue Eagles	18	9	4	5	40	25	15	31
Campbelltown	18	8	5	5	33	23	10	29
Adelaide Galaxy	18	5	7	6	21	24	-3	22
Western Strikers	18	5	7	6	33	38	-5	22
Raiders	18	4	6	8	17	23	-6	18
Adelaide Cobras	18	5	2	11	23	39	-16	17
Cumberland Utd	18	1	4	13	17	40	-23	7

Super League Reserves

	P	W	D	L	GF	GA	GD	PTS
SASI	20	14	1	5	53	26	27	43
Adelaide Blue Eagles	20	10	6	4	31	17	14	36
Adelaide City	20	10	5	5	42	23	19	35
Campbelltown	20	10	3	7	33	30	3	33
MetroStars	20	9	5	6	28	18	10	32
Cumberland Utd	20	8	4	8	29	26	3	28
Adelaide Galaxy	20	7	4	9	36	32	4	25
Western Strikers	20	7	4	9	37	43	-6	25
Raiders	20	6	6	8	23	34	-11	24
Para Hills	20	5	4	11	20	39	-19	19
Adelaide Cobras	20	1	4	15	12	56	-44	7

Super League Under 19

	P	W	D	L	GF	GA	GD	PTS
MetroStars	18	14	3	1	46	8	38	45
Adelaide City	18	12	2	4	52	27	25	38
Cumberland Utd	18	11	4	3	33	15	18	37
Campbelltown	18	10	4	4	48	19	29	34
Western Strikers	18	9	3	6	32	30	2	30
Adelaide Blue Eagles	18	8	2	8	29	36	-7	26
Para Hills	18	4	3	11	26	36	-10	15
Raiders	18	3	3	12	20	49	-29	12
Adelaide Galaxy	18	2	4	12	15	47	-32	10
Adelaide Cobras	18	3	0	15	23	57	-34	9

League Tables - Premier League

Premier League

	P	W	D	L	GF	GA	GD	PTS
Modbury	18	12	3	3	46	22	24	39
Croydon	18	9	5	4	31	21	10	32
Enfield City	18	7	6	5	29	27	2	27
Adelaide Comets	18	8	2	8	33	32	1	26
Pirates	18	6	7	5	30	25	5	25
Adelaide Olympic	18	6	6	6	30	27	3	24
White City Woodville	18	6	4	8	23	25	-2	22
Adelaide Hills	18	6	2	10	30	34	-4	20
Salisbury Utd	18	6	2	10	22	34	-12	20
West Adelaide	18	5	1	12	17	44	-27	16

Premier League Reserves

	P	W	D	L	GF	GA	GD	PTS
Modbury	18	12	2	4	54	25	29	38
Croydon	18	11	2	5	46	25	21	35
Salisbury Utd	18	10	2	6	50	32	18	32
Pirates	18	9	2	7	36	36	0	29
Adelaide Comets	18	7	3	8	35	33	2	24
White City Woodville	18	7	2	9	34	38	-4	23
Adelaide Hills	18	6	4	8	23	33	-10	22
Adelaide Olympic	18	5	5	8	27	43	-16	20
West Adelaide	18	5	2	11	21	39	-18	17
Enfield City	18	5	2	11	35	57	-22	17

Premier League Under 19

	P	W	D	L	GF	GA	GD	PTS
Modbury	18	14	2	2	73	21	52	44
Salisbury Utd	18	10	3	5	58	28	30	33
West Adelaide	18	9	5	4	55	35	20	32
Croydon	18	10	2	6	42	32	10	32
Enfield City	18	9	4	5	39	42	-3	31
Adelaide Hills	18	9	1	8	29	33	-4	28
Pirates	18	8	2	8	39	45	-6	26
Adelaide Olympic	18	5	1	12	26	56	-30	16
Adelaide Comets	18	2	4	12	32	53	-21	10
White City Woodville	18	1	2	15	19	67	-48	5



League Tables - State League

State League

	P	W	D	L	GF	GA	GD	PTS
Noarlunga Utd	16	10	5	1	35	15	20	35
Playford City	16	9	3	4	41	17	24	30
Northern Demons	16	8	6	2	27	20	7	30
N.A.B.	16	6	5	5	33	28	5	23
Seaford	16	7	2	7	26	31	-5	23
Gawler	16	5	3	8	22	29	-7	18
Toros	16	5	2	9	33	43	-10	17
South Adelaide	16	3	5	8	25	31	-6	14
Cove	16	2	3	11	18	46	-28	9

State League Reserves

	P	W	D	L	GF	GA	GD	PTS
Noarlunga Utd	16	14	1	1	43	12	31	43
South Adelaide	16	14	0	2	47	10	37	42
Toros	16	9	3	4	40	26	14	30
Northern Demons	16	5	4	7	17	16	1	19
Cove	16	6	1	9	29	39	-10	19
Playford City	16	6	0	10	23	29	-6	18
Gawler	16	5	1	10	26	39	-13	16
N.A.B.	16	3	2	11	21	44	-23	11
Seaford	16	3	2	11	18	49	-31	11

State League Under 19

	P	W	D	L	GF	GA	GD	PTS
Noarlunga Utd	16	15	1	0	52	15	37	46
N.A.B.	16	10	2	4	52	24	28	32
South Adelaide	16	10	2	4	37	19	18	32
Northern Demons	16	10	1	5	37	14	23	31
Toros	16	5	3	8	22	39	-17	18
Gawler	16	4	2	10	17	32	-15	14
Cove	16	4	2	10	20	40	-20	14
Playford City	16	4	1	11	26	58	-32	13
Seaford	16	3	0	13	20	42	-22	9

Devine Homes Final 5 Series

Super League

Elim Final	Adelaide Blue Eagles	1 v 0	Campbelltown
Qualify Final	Para Hills	0 v 1	Adelaide City
1st Semi Final	MetroStars	0 v 1	Adelaide City
2nd Semi Final	Para Hills	1 v 3	Adelaide Blue Eagles
Prelim Final	MetroStars	1 v 2	Adelaide Blue Eagles
Grand Final	Adelaide City	1 v 0	Adelaide Blue Eagles

Super League Reserves

Elim Final	Adelaide Blue Eagles	1 v 2	Adelaide City
Qualify Final	Campbelltown City	0 v 3	MetroStars
1st Semi Final	SASI	3 v 4	Adelaide City
2nd Semi Final	Adelaide Blue Eagles	3 v 1	MetroStars
Prelim Final	SASI	2 v 1	Adelaide Blue Eagles
Grand Final	SASI	0 v 3	Adelaide City

Super League Under 19

Elim Final	Campbelltown	0 v 2	Western Strikers
Qualify Final	Adelaide City	1 v 0	Cumberland
1st Semi Final	MetroStars	5 v 1	Adelaide City
2nd Semi Final	Cumberland	0 v 2	Western Strikers
Prelim Final	Adelaide City	3 v 1	Western Strikers
Grand Final	MetroStars	0 v 1	Adelaide City

Premier League

Elim Final	Adelaide Comets	4 v 0	Port Adelaide
Qualify Final	Croydon	2 v 0	Enfield
1st Semi Final	Modbury Jets	2 v 1	Croydon
2nd Semi Final	Enfield City	1 v 2	Adelaide Comets
Prelim Final	Croydon	1 v 0	Adelaide Comets
Grand Final	Modbury Jets	1 v 2	Croydon

Premier League Reserves

Elim Final	Port Adelaide	3 v 2	Adelaide Comets
Qualify Final	Croydon	0 v 4	Salisbury
1st Semi Final	Modbury Jets	2 v 3	Salisbury
2nd Semi Final	Croydon	0 v 4	Port Adelaide
Prelim Final	Modbury Jets	2 v 2	Port Adelaide (Pt Adl won 5-3 on penalties)
Grand Final	Salisbury	1 v 3	Port Adelaide

Premier League Under 19

Elim Final	Croydon	0 v 1	Enfield
Qualify Final	Salisbury	2 v 6	West Adelaide
1st Semi Final	Modbury Jets	4 v 1	West Adelaide
2nd Semi Final	Salisbury	2 v 0	Enfield
Prelim Final	West Adelaide	1 v 3	Salisbury
Grand Final	Modbury Jets	1 v 0	Salisbury

State League

Elim Final	N.A.B.	1 v 3	Seaford
Qualify Final	Playford City	1 v 0	Northern Demons
1st Semi Final	Noarlunga	0 v 1	Playford
2nd Semi Final	Northern Demons	2 v 2	AET 3 v 3 (Seaford won 3-2 on penalties)
Prelim Final	Noarlunga	3 v 1	Seaford
Grand Final	Noarlunga	3 v 6	Playford

State League Reserves

Elim Final	Northern Demons	1 v 0	The Cove
Qualify Final	South Adelaide	1 v 0	Western Toros
1st Semi Final	Noarlunga	1 v 2	South Adelaide
2nd Semi Final	Western Toros	2 v 0	Northern Demons
Prelim Final	Noarlunga	4 v 0	Western Toros
Grand Final	Noarlunga	1 v 1	South Adelaide (Noarlunga won 2-0 on penalties)

State League Under 19

Elim Final	Northern Demons	2 v 1	Western Toros
Qualify Final	N.A.B.	4 v 1	South Adelaide
1st Semi Final	Noarlunga	0 v 1	N.A.B.
2nd Semi Final	South Adelaide	0 v 2	Northern Demons
Prelim Final	Noarlunga	2 v 4	Northern Demons
Grand Final	NAB	2 v 1	Northern Demons

The Road to the Federation Cup Final

Preliminary Round

South Adelaide	3 v 1	Playford
N.A.B.	7 v 3	Unley Rangers (CL)
Riverland ®	5 v 1	Adelaide Red Stars (CL)
Toros	3 v 0	Mercedes Old Scholars (CL) (Forfeit)
Gawler	0 v 1	Northern Demons
Norwood SC (CL)	5 v 6	Seaford
Apollo SC (CL)	2 v 1	Adelaide University Grads Red (CL)
International SC ®	3 v 2	The Cove

Round 1: 24th April 2010

Rostrevor	0 v 0	Northern Demons	(AET 0-3)
Para Hills	3 v 2	Western Strikers	
Pirates	7 v 3	Regency Eagles	
Toros	2 v 10	Adelaide Blue Eagles	
N.A.B.	0 v 3	Adelaide Comets	
Adelaide Cobras	0 v 4	MetroStars	
Seaford	1 v 2	Salisbury	
Adelaide City	9 v 1	South Adelaide	
Riverland	1 v 8	West Adelaide	
Apollo	0 v 4	Modbury	
Raiders	5 v 3	Noarlunga	
Adelaide Hills	0 v 1	Adelaide Galaxy	
Adelaide Olympic	0 v 1	Croydon	
Enfield	10 v 1	International	
Campbelltown	17 v 0	Adelaide Simba Heroes	
White City	2 v 1	Cumberland	

Round 2: 22nd May 2010

Para Hills	(8) 3 v (7) 3	Adelaide City	(Penalties)
West Adelaide	2 v 1	Croydon	
Pirates	3 v 2	Raiders	
Adelaide Galaxy	0 v 1	Adelaide Blue Eagles	
MetroStars	5 v 0	Northern Demons	
Enfield	3 v 2	Modbury	
Salisbury United	2 v 4	Campbelltown City	
White City	2 v 3	Adelaide Comets	

Quarter Final: 14th June 2010

Para Hills	0 v 3	Campbelltown	
Adelaide Comets	2 v 3	Adelaide Blue Eagles	
West Adelaide	2 v 3	Enfield	(AET)
MetroStars	2 v 1	Pirates	(AET)

Semi-Final: 24th July 2010

Adelaide Blue Eagles	5 v 0	Enfield
Campbelltown	0 v 1	MetroStars

Cup Final: 21st August 2010

Adelaide Blue Eagles	3 v 2	MetroStars
----------------------	-------	------------

League Tables - Junior Premier League

Under 17A

	P	W	D	L	GF	GA	GD	PTS
Adelaide City	22	17	2	3	89	20	69	53
WT Birkalla	22	15	4	3	53	18	35	49
Para Hills	22	13	6	3	50	19	31	45
Adelaide Blue Eagles	22	13	5	4	67	21	46	44
Cumberland Utd	22	12	7	3	54	21	33	43
MetroStars	22	13	4	5	56	24	32	43
Modbury	22	11	2	9	58	38	20	35
Salisbury United	22	8	1	13	53	59	-6	25
Adelaide Hills	22	4	1	17	25	86	-61	13
Campbelltown City	21	3	2	16	25	63	-38	11
West Adelaide	22	2	2	18	17	93	-76	8
Croydon	21	2	0	19	16	101	-85	6

Under 17B

	P	W	D	L	GF	GA	GD	PTS
Western Strikers	20	16	1	3	114	16	98	49
Seaford	20	12	4	4	78	36	42	40
Playford City	20	12	3	5	58	25	33	39
Pirates	20	12	3	5	66	35	31	39
Raiders	20	12	2	6	65	26	39	38
Noarlunga Utd	20	11	3	6	63	33	30	36
Adelaide Comets	20	11	1	8	78	40	38	34
White City Woodville	20	5	0	15	45	114	-69	15
Plympton	20	4	2	14	36	114	-78	14
Adelaide Cobras	20	3	3	14	44	81	-37	12
Beverley	20	1	0	19	29	156	-127	3

Under 17C

	P	W	D	L	GF	GA	GD	PTS
Western Strikers	16	12	0	4	48	19	29	36
Salisbury United	16	11	1	4	57	24	33	34
Enfield City	16	9	4	3	42	33	9	31
Seaford	16	10	0	6	47	26	21	30
Adelaide Olympic	16	9	1	6	56	34	22	28
Sturt	16	6	1	9	34	43	-9	19
Playford City	16	5	3	8	35	39	-4	18
Croydon	16	2	1	13	29	80	-51	7
N.A.B.	16	1	3	12	14	64	-50	6



League Tables - Junior Premier League

Under 16A

	P	W	D	L	GF	GA	GD	PTS
Adelaide Blue Eagles	22	16	4	2	52	14	38	52
WT Birkalla	22	16	3	3	71	17	54	51
Para Hills	22	14	4	4	78	21	57	46
Adelaide Comets	22	14	3	5	55	32	23	45
Croydon	21	11	4	6	48	25	23	37
Adelaide City	22	10	4	8	56	42	14	34
Campbelltown City	20	9	3	8	28	25	3	30
Modbury	22	6	2	14	24	61	-37	20
West Adelaide	21	6	0	15	26	60	-34	18
Western Strikers	22	5	2	15	26	85	-59	17
Cumberland Utd	22	4	4	14	29	60	-31	16
Enfield City	22	1	3	18	14	65	-51	6

Under 16B

	P	W	D	L	GF	GA	GD	PTS
Northern Demons	23	18	4	1	69	17	52	58
Pirates	24	18	2	4	80	32	48	56
MetroStars	24	16	3	5	50	31	19	51
Para Hills	24	14	5	5	59	29	30	47
South Adelaide	24	13	4	7	63	45	18	43
SASI Women	24	13	1	10	55	57	-2	40
Croydon	23	10	7	6	49	32	17	37
Adelaide Cobras	24	5	6	13	38	61	-23	21
Seaford	23	5	4	14	38	68	-30	19
Gawler	24	4	5	15	32	54	-22	17
Adelaide Hills	23	5	2	16	41	71	-30	17
Raiders	24	5	2	17	29	65	-36	17
Plympton	24	4	3	17	18	59	-41	15



Under 15A

	P	W	D	L	GF	GA	GD	PTS
Campbelltown City	18	14	2	2	42	15	27	44
WT Birkalla	18	13	1	4	52	18	34	40
Para Hills	18	11	3	4	36	20	16	36
Adelaide City	18	9	3	6	41	25	16	30
MetroStars	18	9	2	7	26	27	-1	29
West Adelaide	18	7	4	7	35	32	3	25
Adelaide Comets	18	5	3	10	34	45	-11	18
Raiders	18	5	3	10	24	40	-16	18
Modbury	18	2	3	13	19	44	-25	9
Croydon	18	2	2	14	27	70	-43	8

Under 15B

	P	W	D	L	GF	GA	GD	PTS
Playford City	22	20	0	2	128	22	106	60
Adelaide Blue Eagles	21	17	2	2	117	21	96	53
Adelaide City	22	14	3	5	98	30	68	45
Noarlunga Utd	21	13	3	5	96	30	66	42
South Adelaide	22	13	2	7	79	39	40	41
Campbelltown City	22	11	5	6	85	40	45	38
Cumberland Utd	22	9	1	12	46	70	-24	28
Adelaide Hills	20	8	1	11	44	68	-24	25
Western Strikers	22	6	2	14	39	83	-44	20
Enfield City	22	5	3	14	40	68	-28	18
Plympton	22	2	2	18	21	131	-110	8
Croydon	22	0	0	22	8	199	-191	0

Under 15C

	P	W	D	L	GF	GA	GD	PTS
Salisbury United	22	22	0	0	133	22	111	66
Toros	22	20	0	2	161	32	129	60
Para Hills	22	13	1	8	121	54	67	40
Sturt	22	13	0	9	93	44	49	39
Adelaide Comets	22	11	2	9	89	61	28	35
N.A.B.	22	11	2	9	75	60	15	35
Gawler	22	10	2	10	60	59	1	32
Noarlunga Utd	22	9	1	12	61	75	-14	28
West Adelaide	22	8	2	12	60	48	12	26
White City Woodville	22	4	1	17	40	128	-88	13
South Adelaide	22	3	1	18	29	133	-104	10
Beverley	22	2	0	20	29	235	-206	6

League Tables - Junior Premier League

Under 14A

	P	W	D	L	GF	GA	GD	PTS
Campbelltown City	19	15	2	2	76	17	59	47
Para Hills	20	12	5	3	63	25	38	41
Adelaide Blue Eagles	20	10	3	7	81	45	36	33
Adelaide City	20	9	5	6	64	38	26	32
Modbury	20	9	4	7	52	32	20	31
MetroStars	20	7	7	6	58	29	29	28
WT Birkalla	20	8	2	10	50	57	-7	26
Noarlunga Utd	19	7	4	8	43	33	10	25
South Adelaide	20	5	9	6	40	28	12	24
Adelaide Comets	20	3	7	10	35	41	-6	16
Cumberland Utd	20	0	0	20	0	217	-217	0

Under 14B

	P	W	D	L	GF	GA	GD	PTS
Salisbury United	18	16	0	2	74	14	60	48
West Adelaide	18	13	0	5	69	33	36	39
Adelaide City	18	11	1	6	55	26	29	34
Toros	18	11	1	6	50	39	11	34
Adelaide Hills	18	9	3	6	37	27	10	30
Playford City	18	7	5	6	48	50	-2	26
Raiders	18	8	1	9	54	68	-14	25
Northern Demons	18	5	1	12	24	50	-26	16
Croydon	18	3	2	13	22	61	-39	11
Gawler	18	0	0	18	12	77	-65	0

Under 14C

	P	W	D	L	GF	GA	GD	PTS
Seaford	18	15	2	1	55	20	35	47
Adelaide Cobras	18	11	3	4	65	31	34	36
Noarlunga Utd	18	9	4	5	36	19	17	31
MetroStars	18	9	3	6	29	31	-2	30
Campbelltown City	18	5	7	6	36	30	6	22
Plympton	18	6	4	8	44	46	-2	22
Adelaide Comets	18	7	1	10	38	42	-4	22
Sturt	18	6	1	11	35	65	-30	19
Enfield City	18	3	5	10	30	47	-17	14
South Adelaide	18	3	2	13	28	65	-37	11

Under 14D

	P	W	D	L	GF	GA	GD	PTS
Pirates	21	16	1	4	83	29	54	49
Fulham	21	13	4	4	114	46	68	43
Plympton	21	10	6	5	112	56	56	36
Cove	21	11	2	8	56	65	-9	35
N.A.B.	21	10	4	7	60	49	11	34
Playford City	21	9	1	11	66	72	-6	28
West Adelaide	21	2	3	16	34	113	-79	9
Munno Para City	21	2	1	18	24	119	-95	7

Under 13A

	P	W	D	L	GF	GA	GD	PTS
Adelaide City	18	13	2	3	51	17	34	41
Croydon	18	13	1	4	51	17	34	40
Campbelltown City	18	12	1	5	51	27	24	37
Adelaide Blue Eagles	18	8	4	6	39	31	8	28
Adelaide Comets	18	8	3	7	45	43	2	27
Raiders	18	8	3	7	31	39	-8	27
WT Birkalla	18	7	4	7	28	27	1	25
Playford City	18	3	3	12	20	68	-48	12
Cumberland Utd	18	3	2	13	29	51	-22	11
South Adelaide	18	2	3	13	35	60	-25	9

Under 13B

	P	W	D	L	GF	GA	GD	PTS
West Adelaide	18	15	1	2	90	9	81	46
Para Hills	18	15	1	2	92	14	78	46
Seaford	18	13	3	2	62	16	46	42
Adelaide Hills	18	11	2	5	54	35	19	35
Modbury	18	8	3	7	36	23	13	27
Noarlunga Utd	18	6	2	10	31	56	-25	20
Plympton	18	5	2	11	40	59	-19	17
Salisbury Utd	18	3	1	14	18	63	-45	10
Western Strikers	18	3	1	14	19	105	-86	10
Pirates	18	3	0	15	24	86	-62	9

Under 13C

	P	W	D	L	GF	GA	GD	PTS
Sturt	18	14	3	1	71	23	48	45
Campbelltown City	18	13	4	1	60	19	41	43
MetroStars	18	9	6	3	63	26	37	33
Adelaide Cobras	18	10	3	5	66	37	29	33
Cumberland Utd	18	7	4	7	37	35	2	25
Croydon	18	7	3	8	51	46	5	24
Seaford	18	7	3	8	33	28	5	24
Adelaide Comets	18	5	2	11	42	52	-10	17
Adelaide City	18	1	5	12	22	57	-35	8
N.A.B.	18	0	1	17	7	129	-122	1

Under 13D

	P	W	D	L	GF	GA	GD	PTS
Munno Para City	22	21	0	1	124	22	102	63
Gawler	22	20	1	1	111	16	95	61
Enfield City	22	14	0	8	81	66	15	42
MetroStars	22	12	2	8	66	36	30	38
Fulham	22	12	1	9	82	59	23	37
West Adelaide	22	12	1	9	74	53	21	37
South Adelaide	22	12	0	10	77	66	11	36
Croydon	22	10	3	9	95	76	19	33
Plympton	22	7	1	14	41	93	-52	22
White City Woodville	22	5	1	16	63	97	-34	16
Sturt	22	1	1	20	24	120	-96	4
Cove	22	0	1	21	24	158	-134	1



League Tables - Junior Premier League

Under 12 C1

	P	W	D	L	GF	GA	GD	PTS
Adelaide City	16	12	2	2	54	12	42	38
West Adelaide	16	11	2	3	43	13	30	35
MetroStars	16	10	3	3	42	13	29	33
Campbelltown City	16	9	5	2	40	14	26	32
Adelaide Blue Eagles	16	5	4	7	32	29	3	19
Western Strikers	16	3	5	8	20	47	-27	14
Toros	16	4	1	11	25	52	-27	13
Pirates	16	3	2	11	18	49	-31	11
Adelaide Hills	16	2	2	12	16	61	-45	8

Under 12 N1

	P	W	D	L	GF	GA	GD	PTS
Para Hills	16	15	1	0	63	8	55	46
Gawler	16	11	2	3	49	12	37	35
Salisbury Utd	16	9	4	3	48	15	33	31
Modbury	16	9	3	4	35	11	24	30
Croydon	16	5	6	5	25	25	0	21
Playford City	16	4	4	8	24	27	-3	16
Raiders	16	5	0	11	30	56	-26	15
Enfield City	16	3	2	11	30	45	-15	11
Adelaide Olympic	16	0	0	16	4	109	-105	0

Under 12 S1

	P	W	D	L	GF	GA	GD	PTS
Cumberland Utd	16	13	3	0	73	12	61	42
Cove	16	11	2	3	40	15	25	35
Adelaide Comets	16	10	1	5	62	17	45	31
WT Birkalla	16	9	1	6	49	39	10	28
Sturt	16	8	3	5	36	27	9	27
Plympton	16	8	0	8	38	36	2	24
South Adelaide	16	5	2	9	26	38	-12	17
Seaford	16	1	1	14	13	67	-54	4
Noarlunga Utd	16	0	1	15	9	95	-86	1

Under 12 NE2

	P	W	D	L	GF	GA	GD	PTS
Para Hills	21	21	0	0	123	11	112	63
MetroStars	21	13	4	4	71	22	49	43
Adelaide City	21	11	5	5	60	30	30	38
Modbury	21	10	2	9	43	48	-5	32
Campbelltown City	21	8	5	8	35	41	-6	29
West Adelaide	21	5	2	14	35	83	-48	17
Munno Para City	21	4	4	13	26	59	-33	16
Croydon	21	0	2	19	5	104	-99	2

Under 12 SW2

	P	W	D	L	GF	GA	GD	PTS
Adelaide Cobras	16	12	2	2	67	19	48	38
Cumberland Utd	16	11	3	2	64	19	45	36
Fulham	16	11	2	3	74	17	57	35
Western Strikers	16	8	4	4	39	16	23	28
Cove	16	7	3	6	48	34	14	24
Adelaide Comets	16	6	3	7	46	20	26	21
Beverley	16	5	2	9	22	42	-20	17
South Adelaide	16	1	1	14	19	98	-79	4
Plympton	16	1	0	15	7	121	-114	3

Junior Results



2010 Junior Premier League

Division	League Champions	Runners Up
Under 17A	Adelaide City	WT Birkalla
Under 17B	Western Strikers	Seaford
Under 17C	Western Strikers	Salisbury United
Under 16A	Adelaide Blue Eagles	WT Birkalla
Under 16B	Northern Demons	Pirates
Under 15A	Campbelltown	WT Birkalla
Under 15B	Playford	Adelaide Blue Eagles
Under 15C	Salisbury United	Toros
Under 14A	Campbelltown	Para Hills
Under 14B	Salisbury United	West Adelaide
Under 14C	Seaford	Adelaide Cobras
Under 14D	Pirates	Fulham
Under 13A	Adelaide City	Croydon
Under 13B	West Adelaide	Para Hills
Under 13C	Sturt	Campbelltown
Under 13D	Munno Para	Gawler
Under 12 C1	Adelaide City	West Adelaide
Under 12 N1	Para Hills	Gawler
Under 12 S1	Cumberland	Cove
Under 12 NE2	Para Hills	MetroStars
Under 12 SW2	Adelaide Cobras	Cumberland



2010 JPL Cup

Division	Cup Winners	Runners Up
Under 17	Adelaide City	Modbury
Under 16	WT Birkalla	Para Hills
Under 15	WT Birkalla	Adelaide Blue Eagles
Under 14	Campbelltown	Adelaide City
Under 13	Adelaide Blue Eagles	Adelaide City
Under 12	Adelaide City	West Adelaide

League Tables - Women's League

Adelaide Airport Premier Division

Campbelltown City removed from Premier Division after Round 7

	P	W	D	L	GF	GA	GD	PTS
Adelaide City	21	17	4	0	94	15	79	55
Adelaide Olympic	21	13	4	4	69	34	35	43
Fulham United	21	8	3	10	36	43	-7	27
Sturt Marion	21	9	0	12	34	44	-10	27
MUWFC Magic	21	8	3	10	29	41	-12	27
Cumberland United	21	3	2	16	27	69	-42	11
Campbelltown City	6	0	0	6	3	46	-43	0

Reserves

Campbelltown City removed from Reserve Division after Round 7

	P	W	D	L	GF	GA	GD	PTS
Adelaide Olympic	21	16	0	5	77	27	50	48
Adelaide City	21	15	1	5	93	23	70	46
MUWFC Magic	21	15	0	6	65	31	34	45
Cumberland United	21	10	2	9	45	37	8	32
Fulham United	21	7	1	13	47	77	-30	22
Campbelltown City	6	1	0	5	2	32	-30	3
Sturt Marion	21	0	0	21	10	112	-102	0

First Division

Stirling District v Elizabeth Downs recorded as No Play Game

	P	W	D	L	GF	GA	GD	PTS
Gawler	18	12	5	1	41	11	30	41
Pink Panthers	18	11	3	4	46	31	15	36
Flinders University	18	11	1	6	41	23	18	34
Western Toros	18	10	3	5	46	24	22	33
Para Hills Knights	18	10	1	7	48	22	26	31
Adelaide Hills	18	7	1	10	27	39	-12	22
Adelaide University	18	3	9	6	29	39	-10	18
Campbelltown City	18	3	5	10	24	45	-21	14
Stirling District	17	3	2	12	16	47	-31	11
The Downs	17	2	4	11	17	54	-37	10

Second Division

	P	W	D	L	GF	GA	GD	PTS
Parafield Gardens	21	16	2	3	71	27	44	50
Para Hills Knights	21	15	3	3	58	22	36	48
Western Toros	21	10	3	8	55	48	7	33
Cumberland United	21	10	2	9	35	38	-3	32
MUWFC Magic	21	9	4	8	45	42	3	31
Adelaide City	21	6	2	13	30	50	-20	20
Pink Panthers	21	5	0	16	27	65	-38	15
Para Hills East	21	3	4	14	31	60	-29	13

Third Division

Sturt Marion v Adelaide Villa recorded as No Play Game

	P	W	D	L	GF	GA	GD	PTS
Seaford	18	16	1	1	64	13	51	49
Adelaide Hills	18	13	3	2	58	24	34	42
Sturt Marion	17	12	2	3	69	23	46	38
Adelaide University	18	10	1	7	51	47	4	31
Adelaide Villa	17	8	2	7	60	44	16	26
Adelaide Comets	18	8	1	9	39	33	6	25
Flinders University	18	7	3	8	45	44	1	24
Athelstone	18	4	1	13	14	41	-27	13
The Downs	18	2	0	16	8	62	-54	6
Adelaide Olympic	18	2	0	16	11	88	-77	6

Fourth Division

Elizabeth Grove v Flinders University recorded as No Play Game

Salisbury Inter	16	13	2	1	59	11	48	41
Munno Para	16	10	1	5	54	25	29	31
NAB	16	10	0	6	59	23	36	30
Elizabeth Grove	15	8	2	5	44	30	14	26
Salisbury Utd	16	8	1	7	38	44	-6	25
Elizabeth Vale	16	7	2	7	25	25	0	23
Salisbury Villa	16	6	3	7	23	35	-12	21
Flinders University	15	2	0	13	16	60	-44	6
OUT	16	1	1	14	8	73	-65	4

Fifth Division

Seymour	18	17	0	1	124	12	112	51
Western Toros	18	13	3	2	105	27	78	42
Adelaide University	18	11	2	5	61	31	30	35
Para Hills East	18	9	3	6	47	28	19	30
UNISA	18	7	6	5	37	32	5	27
Flinders University	18	7	1	10	23	60	-37	22
Salisbury Inter	18	5	2	11	18	52	-34	17
Ingle Farm	18	4	2	12	19	61	-42	14
Pulteney	18	3	4	11	17	78	-61	13
Brahma Lodge	18	1	3	14	7	77	-70	6

Under 17 A Division

Adelaide University v Para Hills Knights recorded as No Play Game  
Campbelltown City v Adelaide City recorded as No Play Game

Para Hills Knights	20	15	4	1	58	19	39	49
Adelaide University	20	14	3	3	67	24	43	45
Cumberland United	21	11	7	3	48	22	26	40
Fulham United	21	9	6	6	39	36	3	33
Adelaide Blue Eagles	21	7	4	10	42	35	7	25
Adelaide City	20	4	2	14	29	63	-34	14
Western Toros	21	4	1	16	19	58	-39	13
Campbelltown City	20	3	3	14	25	70	-45	12



League Tables - Women's League

Under 17 B Division

	P	W	D	L	GF	GA	GD	PTS
Pink Panthers	20	17	1	2	62	11	51	52
Sturt Marion	20	12	1	7	45	23	22	37
Para Hills East	20	9	2	9	44	47	-3	29
MUWFC Magic	20	7	4	9	29	49	-20	25
Gawler	20	6	2	12	26	47	-21	20
Para Hills Junior	20	2	4	14	25	54	-29	10

Under 15 A Division

Sturt Marion v Adelaide Blue Eagles recorded as No Play Game  
Para Hills Knights v Pink Panthers recorded as No Play Game

Cumberland United	16	12	3	1	69	12	57	39
Campbelltown City	16	9	3	4	37	18	19	30
Adelaide Jaguars	16	9	2	5	44	21	23	29
Para Hills Knights	15	7	2	6	24	16	8	23
Pink Panthers	15	7	2	6	25	27	-2	23
Fulham United	16	6	4	6	29	33	-4	22
Para Hills East	16	5	2	9	11	40	-29	17
Sturt Marion	15	2	3	10	10	46	-36	9
Adelaide Blue Eagles	15	1	3	11	9	45	-36	6

Under 15 B Division

Para Hills East v Adelaide Olympic recorded as No Play Game  
Adelaide City v Adelaide Cobras recorded as No Play Game  
Adelaide Hills v Adelaide University recorded as No Play Game

Adelaide Hills	17	15	2	0	84	14	70	47
Fulham United	18	12	1	5	43	22	21	37
Cumberland United	18	11	1	6	71	25	46	34
Adelaide University	17	10	2	5	43	24	19	32
Parafield Gardens	18	10	2	6	33	30	3	32
Para Hills Junior	18	9	3	6	61	32	29	30
Adelaide City	17	7	3	7	41	25	16	24
Adelaide Olympic	17	2	2	13	13	57	-44	8
Adelaide Cobras	17	1	3	13	10	77	-67	6
Para Hills East	17	0	1	16	4	97	-93	1

Under 13 A Division

Adelaide University v Pink Panthers recorded as No Play Game  
Adelaide Hills v Adelaide University recorded as No Play Game  
Sturt Marion v Adelaide University recorded as No Play Game

Cumberland United	12	11	1	0	52	10	42	34
Adelaide City	12	10	1	1	42	13	29	31
Pink Panthers	11	3	4	4	14	22	-8	13
Fulham United	12	3	3	6	18	26	-8	12
Adelaide University	9	2	3	4	13	25	-12	9
Adelaide Hills	11	2	1	8	15	24	-9	7
Sturt Marion	11	0	3	8	15	49	-34	3

Under 13 B Division

Para Hills East v Cumberland United recorded as No Play Game

Port Adelaide	12	9	1	2	32	9	23	28
Adelaide Blue Eagles	12	8	2	2	42	9	33	26
Adelaide Cobras	12	7	4	1	36	10	26	25
Para Hills East	11	7	0	4	24	11	13	21
Adelaide City	12	2	3	7	9	23	-14	9
Para Hills East Red	12	1	2	9	6	36	-30	5
Cumberland United	11	1	0	10	5	56	-51	3

Under 13 C Division

Sturt Marion v Gawler recorded as No Play Game

Campbelltown City	14	13	1	0	95	4	91	40
Para Hills East	14	10	1	3	64	14	50	31
Adelaide Jaguars	14	8	4	2	52	14	38	28
MUWFC Magic	14	8	2	4	77	26	51	26
Para Hills Junior	14	5	1	8	12	46	-34	16
Sturt Marion	13	3	0	10	11	75	-64	9
Gawler	13	2	1	10	12	61	-49	7
Adelaide University	14	1	0	13	8	91	-83	3

Award Winners - Women's League

Referees Choice Awards

Shirley Brown Premier Division Player of the Year

Racheal Quigley	Adelaide Olympic
-----------------	------------------

Anne Sergeant Division One

Carol Corbett	Flinders Flames
---------------	-----------------

Reserve Division

Marissa Kyriacou	MUWFC Magic
------------------	-------------

Division 2

Chantel Reynolds	Parafield Gardens
------------------	-------------------

Division 3

Jessica Bushten	Adelaide Hills
-----------------	----------------

Division 4

Jessica Obushak	Salisbury Inter
Sarah Harman	Salisbury Inter

Division 5

Tori Akkermans	Seymour Old Collegians
----------------	------------------------

Individual Awards

Bob Bush Premier Division Coach of the Year

Edoardo Rosso	Adelaide City
---------------	---------------

Division One Coach of the Year

Kevin Holohan	Adelaide University
---------------	---------------------

Club Volunteer of the Year

Dee Williams	Sturt Marion
Olaf Bunge	Para Hills East

Goalkeeper Rising Star Award

Brooke Cord-Udy	Cumberland United
-----------------	-------------------

Adelaide Airport Premier Division Team of the Year

Sian McLaren	Sturt Marion
Michelle Male	Adelaide City
Melissa Plant	Sturt Marion
Elise Whorlow	Adelaide City
Thomai Kezios	Adelaide Olympic
Christina Papageorgiou	Adelaide City
Rosie Gardiner	Adelaide City
Rochelle Kuhar	MUWFC Magic
Leanne Slater	Adelaide City
Katelyn Tucker	Adelaide City
Rachael Quigley	Adelaide Olympic

2010 Girls and Women's Cup Winners and Runners Up

Division	Cup Winners	Runners Up
Adelaide Airport Limited Premier/Reserve/Div 1 Cup	Adelaide City	Fulham United
Division 2/3 Cup	Parafield Gardens	Sturt Marion
Division 4/5 Cup	Elizabeth Vale	NAB
Under 17 Cup	Cumberland United	Para Hills Knights
Under 15 Cup	Adelaide University	Adelaide Hills
Under 13 Cup	Cumberland United	Adelaide City

Highest Goalscorer Awards

Adelaide Airport Limited Premier Division

Racheal Quigley	Adelaide Olympic	36 goals
-----------------	------------------	----------

Division 1

Melissa Fox	Para Hills Knights	14 goals
Rachel Chancellor	Western Toros	14 goals

Reserve Division

Chrissa Pavlomanolakos	Adelaide Olympic	20 goals
------------------------	------------------	----------

Division 2

Raeanne Kaminski	Para Hills Knights	17 goals
------------------	--------------------	----------

Division 3

Jessica Bushten	Adelaide Hills	21 goals
-----------------	----------------	----------

Division 4

Jessica Obushak	Salisbury Inter	25 goals
-----------------	-----------------	----------

Division 5

Tori Akkermans	Seymour Old Collegians	59 goals
----------------	------------------------	----------

Awards Night Tables

Top 10 Sergio Melta Medal (Super League)	Richie Alagich	Raiders	22
	Nicholas Orr	Adelaide City	14
	Ivan Karlovic	MetroStars	14
	Joel Allwright	Para Hills	13
	Damian Di Mella	Adelaide Blue Eagles	12
	Chad Bugeja	Adelaide Blue Eagles	11
	Angelo Costanzo	Adelaide Cobras	11
	Oliver Totani	Adelaide Cobras	11
	Domenic Signoriello	Campbelltown City	11
	Daniel Carter	Cumberland United	10
Top 10 Bob Telfer Medal (Premier League)	David Crawl	Modbury	15
	Carl Robinson	West Adelaide	15
	Nathan Elliott	Adelaide Hills	14
	Scott Weidenbach	Modbury	14
	Paul Pezos	Adelaide Olympic	13
	Michael Keens	White City Woodville	13
	Simon Catanzaro	Adelaide Comets	12
	James Skeffington	Pirates	12
	Shane Pearce	Modbury	11
	Nathan Andijanto	Adelaide Olympic	10
Top 10 Milan Ivanovic Medal (State League)	Mark Graham	Enfield City	10
	Paolo Paris	Noarlunga United	17
	Giuseppe Zotti	Playford City	17
	Nicholas Dawes	South Adelaide	17
	George Mitropoulos	Toros	13
	Faustin Machochi	Seaford	13
	Matthew Sephton	Noarlunga United	12
	Benjamin Cooper	Noarlunga United	11
	Adrian Leet	Northern Demons	11
	Sam Farncombe	Playford City	11
	Daniel Cox	Northern Demons	9
	Dylan Ellis	Seaford	9

Awards Tables

Roll Of Honour		Martyn Crook Award Super League Coach of the Year	
Sergio Melta Medal	Super League Player of the Year	David Terminello	MetroStars
Richie Alagich	Raiders		
		Premier League Coach of the Year	
Bob Telfer Medal	Premier League Player of the Year	Emir Tarabar	Croydon
David Crawl	Modbury	Earl Pudler	Modbury
Carl Robinson	West Adelaide		
		State League Coach of the Year	
Milan Ivanovic Medal	State League Player of the Year	Brenton Hiern	Noarlunga United
Nicholas Dawes	South Adelaide		
Paolo Paris	Noarlunga United	John Aloisi Rising Star Award	
Giuseppe Zotti	Playford City	Jordan Spadevechia	Western Strikers
		Hall of Fame Inductees	
Charlie Caruso Trophy	Super League Reserves Player of the Year	Di Alagich	
Michael Marchi	Adelaide City	Michael Brooks	
		Ted Iuliano	
Len Alagich Trophy	Premier League Reserves Player of the Year	Zoran Karadzic	
Dion Stamatelopoulos	Adelaide Olympic		
		Fair Play Award - Senior Club 2010	
Peter Nikolich Trophy	State League Reserves Player of the Year	Noarlunga United	
Adam Wilson	Northern Demons		
		Mike Ingham Award Referee of the Year	
John Francis Trophy	Super League U19 Player of the Year	Craig Zetter	
Luigi Camelleri	MetroStars		
		Mick O'Malley Award Young Referee of the Year	
Rab Jones Trophy	Premier League U19 Player of the Year	Stephen Toth	
Brandon Pirone	Modbury		
		Super League Golden Boot Award	
Les Ivory Trophy	State League U19 Player of the Year	Jason Trimboli	Campbelltown City
Benjaman Ebert	Noarlunga United		





# Football Federation SA 2010



## Football Federation SA Inc

**Office:** Administration & Competitions  
Cnr Manton & Holden Street  
Hindmarsh SA 5007

**Phone:** (08) 8340 3088

**Fax:** (08) 8340 3188

Coaching & Development  
Santos Stadium  
Ground Floor  
145 Railway Terrace  
Mile End SA 5031

**Phone:** (08) 8354 1003

**Fax:** (08) 8354 1455

**Postal Address:** PO Box 593  
Hindmarsh SA 5007

**Email:** [info@ffsa.com.au](mailto:info@ffsa.com.au)

**Website:** [www.ffsa.com.au](http://www.ffsa.com.au)

