



## NORTH PINES SPORTS CLUB


### SMART PHONE APP

### HOW TO SETUP

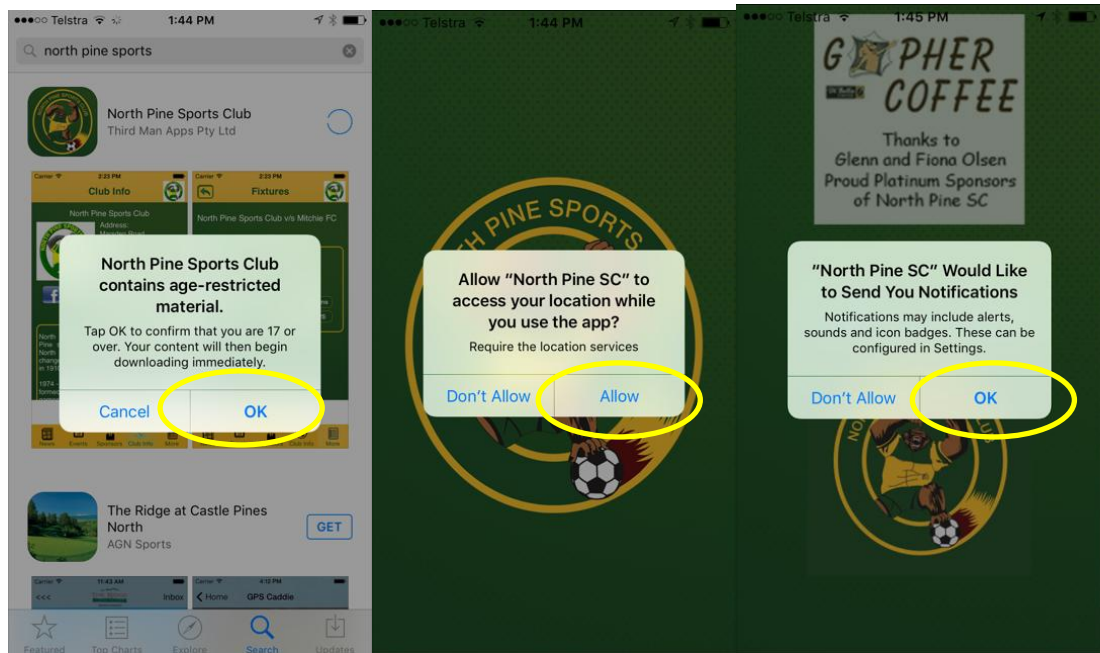
This app is designed to ensure that all members and interested parties of North Pine SC can keep up to date with all that is going on. One of the benefits will be the use of **'NOTIFICATIONS'**, this means we can send a generic message and all that have selected the option to allow **'NOTIFICATIONS'** will receive the messages. You will then be kept up to date with Wet Weather Closures, Fixture Alterations and much more.

To setup, please follow these steps:


1. Go to either the App Store or Google Play and search for "NORTH PINE SPORTS CLUB", you should see either of the following:



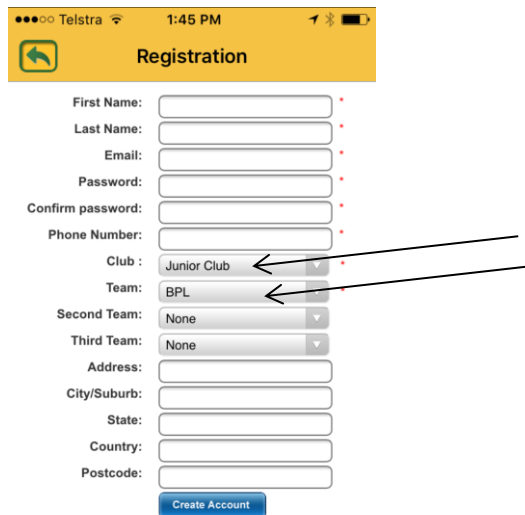
2. Install the application but ensure you say OK or ALLOW to the following 3 screens, this will allow notifications to be sent and also the use of the ground locations to assist you to find grounds.



3. Please now complete the REGISTRATION process



4. Fill in all the fields marked by the \*, ensure you choose JUNIOR or SENIOR Club, then your team.



The image shows a mobile app registration screen. At the top, there's a status bar with 'Telstra', signal strength, time '1:45 PM', and battery level. Below is a yellow header with a back arrow icon and the title 'Registration'. The form contains several input fields, each with a red asterisk indicating it's required. The fields are: First Name, Last Name, Email, Password, Confirm password, Phone Number, Club (dropdown menu), Team (dropdown menu), Second Team (dropdown menu), Third Team (dropdown menu), Address, City/Suburb, State, Country, and Postcode. Two black arrows point to the 'Club' and 'Team' dropdown menus. At the bottom of the form is a blue button labeled 'Create Account'.

First Name: \*

Last Name: \*

Email: \*

Password: \*

Confirm password: \*

Phone Number: \*

Club : Junior Club \*

Team: BPL \*

Second Team: None

Third Team: None

Address:

City/Suburb:

State:

Country:

Postcode:

Create Account