

2014 ANNUAL REPORT





FOOTBALL FEDERATION SA INC

Address Coopers Stadium,
Gate 5 Holden Street,
Hindmarsh SA 5007

Postal PO Box 593
Hindmarsh SA 5007

Phone + 61 8 8340 3088
Fax + 61 8 8340 3188

Email info@ffsa.com.au
Web www.ffsa.com.au
www.nplsa.com.au

FFSA Team

BOARD OF DIRECTORS

Rauf Soulio	President
Ted Iuliano	Vice President
Oleh Bilyk	Director
Hon Michael Wright	Director
Jennifer Hart	Director
Wendy Barry	Director
Sam Ciccarello	Director
Orazio Di Carlo	Director
Joe Franco	Director

STAFF

Michael Carter	Chief Executive Officer
Wendy Carter	Operations Manager
John Mundy	Game Development Manager
Airton Andrioli	Technical Director
Leah Mercuri	Finance Manager
Nathan Magill	Senior Men's Competition Coordinator
Tracey Dycer	Women's Competition Coordinator
Stephen Toth	Junior Competition Coordinator
Gina Piro	Competition Administration Assistant
Arija Molitor	Event & Media Coordinator
Matthew Graser	Referee Development & Recruitment Officer
Richie Alagich	Skill Acquisition Trainer (FFA)
Ross Aloisi	Head of Women's Football
Carl Veart	SA NTC Boys Head Coach
Jonathan Ruse	Girls U14/15 State Squad
Igor Negrao	Multicultural Development Officer
Cristiano Dos Santos	Game Development Officer
Tiarn Powell	Female Participation Officer
Scott Hockenhull	Venues Manager
Tristan Owen	Venues Coordinator
Margot Sparbier	Executive Assistant - CEO/Finance
Ashleigh Young	Game Development/Technical Administration Officer
Allison Moore	Administration Assistant
Kristy Moore	Administration Assistant
Adam Butler	Photography
Joe Janko	Photography
Chris Kelly	Photography
Jason Beatrice	Photography
Sports In Focus	Photography



Matthew Graser

State Manager of Referees Matthew Graser passed away on Sunday the 16th of November, 2014.

Matthew was a highly respected and valued member of the Football community and staff at Football Federation SA.

Through his involvement in various aspects of the game, including mentoring roles, Futsal, Refereeing and Regional Development, Matthew's passion for football was clear.

A son, a brother, colleague and friend, Matthew continues to be in the thoughts of all who knew him.

Contents Annual Report 2014

FFSA Team	Inside Cover	FINANCIAL STATEMENTS	29
President's Report	2	STATISTICAL INFORMATION	
CEO's Report	4	League tables - National Premier League 2014	34
		League tables - National State League 2014	35
		Top 10 votes NPL	35
		Highest Goal Scorers 2014	36
		NPL Finals Series	37
		Coca-Cola Federation Cup Competition	37
		Coca-Cola The Road to the Final	39
		2014 Girls & Women's Tables	40
		2014 Girls & Women's League Winners	41
		2014 Junior Premier & State League Winners	42
		Award Night Tables	46
		Honours List	47
		2014 CORPORATE PARTNERS	48
COMPETITIONS			
Senior Men's Competition Report	6		
Girls & Women's Competitions 2014	8		
Junior Premier League, Junior State League	9		
Secondary Schools Sports, SA	10		
SA Masters Association	12		
SAJSA Report 2014	13		
COACHING & DEVELOPMENT			
Game Development Manager's Report	14		
Technical Director's Report	17		
EVENTS			
African Nations Cup	21		
Club Conference	22		
Hall of Fame Inductees	23		
Celebration of Football	24		
League Winners	26		
Award Winners	27		

President's Report



By Rauf Soulio



At the annual Celebration of Football held at the Adelaide Entertainment Centre, in front of a record crowd of over 650 guests, Football Federation SA inducted former director Dave Hewitson, and Aldo Perilli into the Hall of Honour as members for their outstanding contribution to Football over 30 and 40 years respectively.

The success of our sport depends on the passion and dedication of those who contribute at all levels and Football would not be in the strong position that it is today without the valuable contribution made by the thousands of volunteers who manage operations at club and association levels.

Participants in our sport are involved in junior football at all levels and in competitions from social and recreational leagues, to Collegiate and Masters leagues, and fiercely competitive Amateur leagues, through to Semi-professional and Professional competitions.


Developments over the recent past demonstrate the fact that Football is an inclusive accessible sport. There have been a number of State and National initiatives that have changed the way we operate from the grassroots to the very top, illustrated for example by:

- The Launch of the Westfield FFA Cup which will link community clubs to the elite and which will, in the coming years, become the country's biggest club based competition.
- The launch of the PlayStation 4 National Premier League Competition.
- The strengthening of the Westfield W-League
- The launch of the National Football Curriculum which sets the blue print for player and coach development
- The release of My Football Club which eases pressure on volunteers

At the State level we are developing facilities, running quality competitions, promoting participation at all levels, providing support to clubs and volunteers and are always striving to improve our player pathway programs.

The opening of the Adelaide Shores Football Centre, and the work on the Parks Football Centre, establish a fine model by which FFSA can provide facilities available for use by participants at all levels in our game.

Implementation of state and national initiatives cannot be a success without willing associations, clubs, participants, volunteers, a strong Board of Directors and the dedicated staff at FFSA. I thank our CEO Michael Carter and his team, the volunteers, and I thank my fellow Board Directors for their dedication and quality work over the past 12 months.



CEO's Report



By Michael Carter

Season 2014 has been filled with many highlights across the entire Football code.

- The official opening of The Adelaide Shores Football Centre
- Celebrating the return of the derby between West Adelaide and Adelaide City at the National Premier League Season Launch in front of 3,500 spectators.
- Launching the Regional Round and subsequent partnership with the Whyalla, Mt Gambier and Roxby City Councils
- South Australia's Matthew Cream being selected as an Assistant Referee for the 2014 FIFA World Cup
- Winning the NTC Girls Challenge
- West Adelaide winning the Women's Premier Division Cup
- Having 25 young south Australians identified for National Selection
- Croydon Kings winning their first championship since 1977
- MetroStars winning the PlayStation 4 National Premier League Final
- And of course Adelaide City's giant killing performance against Western Sydney Wanderers in the Westfield FFA Cup and subsequent qualification to the Quarter Finals

On the National Stage South Australian Football is performing extremely well. We are being recognised nationally for having excellent structures in place and this is a credit to all Clubs and the FFSA Technical Department.

Financially Football Federation SA recorded a net operating surplus of \$4,113 for the financial year ending 31 October, 2014. When taking into consideration grants received for the development of the Adelaide Shores and Elite Systems Football Centres the surplus was inflated to \$1,525,457. The grant money received will be expended in order to complete mentioned projects and once completed the Net Members equity will rise to an estimated \$4.5 million. Assets will then be depreciated over the life of leases at both venues.





Finalising the Strategic Plan for the next 3 year period was an important milestone achieved in 2014 and importantly links with the new funding cycle with the Office for Recreation and Sport.

Strategically Football Federation SA will focus on 5 key areas that have been highlighted as priorities by stakeholders and include;

– Football Development

- o Participation
- o Futsal
- o Talented Player Pathway Programs
- o Referee Recruitment & Retention
- o Coach Accreditation

– Operations

- o Unification of the Football
- o Competition Management
- o Event management

– Facilities

- o Funding
- o Upgrade of local venues
- o Establishment of a Home of Football

– Regional Development

- o Expansion of the Regional Round
- o Participation growth in regional South Australia
- o Regional Association Administration Support

– Stakeholder Relations and Development

- o Communication
- o Profile building

The plan is ambitious and will require additional resources to achieve targets set. Football Federation SA will continue to be inclusive, accessible and multicultural.

I would like to thank the FFSA Board of Directors for their leadership and commitment to achieve goals and support administration over the past 12 months. It has certainly been an extremely busy and positive year for Football in the State and I congratulate my team of staff for the absolute commitment to Football.

I wish all clubs the best of success for the 2015 season.



Senior Men's Competition Report



By Nathan Magill

OVERVIEW

2014 saw the continuation and expansion of the National Premier League (NPL) competition across Australia with Western Australia, Northern NSW and Victoria joining existing Member Federations, South Australia, Capital Football, NSW and Tasmania into the competitions. 2014 also heralded the introduction of another National Competition with the implementation of the Westfield FFA Cup (WFFA Cup) providing an opportunity for Member Federation clubs to compete against A-League Clubs linking grassroots clubs through to the elite clubs within Australia.

NATIONAL PREMIER LEAGUE (NPL) AND STATE LEAGUE COMPETITIONS



The twenty nine (29) Senior Men's Clubs competed across two divisions; fourteen (14) teams competing in the National Premier League (NPL), with fifteen (15) teams competing in the State League. As in previous years all teams participating in the NPL and State League were required to field a Senior, Reserve and Under 18 team in the competitions.

In the NPL 26 rounds of home and away fixtures were played and at the conclusion of the home and away season, MetroStars claimed the league premiership finishing eight (8) points clear of their nearest rival West Adelaide. As a consequence of their success, MetroStars won the right to represent South Australia in the Play-Station4 NPL Final Series.

As runaway league premiers, MetroStars headed into the South Australia NPL final series as a clear favourite. The format of the final series provided the top six teams with an opportunity to contest the finals, as outlined below.

WEEK 1

Match	Home Team		Away Team
Match A1	1st Place	vs.	2nd Place
Match B	3rd Place	vs.	6th Place
Match C	4th Place	vs.	5th Place

WEEK 2

Match	Home Team		Away Team
Match A2	2nd Place	vs.	1st Place
Match D*	Winner Match B	vs.	Winner Match C

WEEK 3 - PRELIMINARY FINAL

Match	Home Team		Away Team
Match E	Loser Match A1 & A2	vs	Winner Match D

WEEK 4 - GRAND FINAL

Match	Home Team		Away Team
Match F	Winner A1 & A2 Playoff	vs.	Winner Match E

The conclusion of the finals series culminated in Croydon Kings and title favourites MetroStars contesting the Grand Final. As with finals, favouritism counts for very little in a one off game with Croydon Kings being crowned Champions by defeating MetroStars by two (2) goals to one (1) in front 3,200 spectators at Coopers Stadium.

Season Honours

League Premiers: MetroStars

League Champions: Croydon Kings

In the State League 15 teams contested a 30 week home and away season with the top team gaining automatic promotion into the NPL for 2015. A Play-Off series was also introduced in 2014 to determine the second promotion spot into the NPL for 2015.

At the conclusion of the home and away season, Port Adelaide was crowned champions of the State League and gained promotion into the NPL for 2015. The Play-Off series provided an opportunity for teams that finished in positions 2 - 5 to contest for the second promotional position. The format of the play-off series involved two elimination matches with the winners from each game progressing to the Play-Off Final held at Coopers Stadium as a double header with the NPL Grand Final.

The format of the play-off series is outlined below

WEEK 1

Match	Home Team		Away Team
Match A	2nd Place	vs.	5th Place
Match B	3rd Place	vs.	4th Place

WEEK 2

Match	Home Team		Away Team
Match C	Winner Match A	vs.	Winner Match B

The Play-Off series concluded with Modbury Jets defeating Playford City in a close encounter by a score of one (1) goal to nil (0) at Coopers Stadium.

Overall Season Honours

League Champions: Port Adelaide Pirates

Playoff Winner: Modbury Jets

The 2014 season saw a total of 1,100 fixtures played across all competitions throughout the season.

REGIONAL ROUND

FFSA expanded the Regional Round initiative launched in 2013 expanding the number of games conducted in regional areas to three matches. The games were conducted in Whyalla, Mount Gambier and Roxby Downs.

Whyalla played host to Adelaide Blue Eagles and Raiders, Mount Gambier hosted Para Hills and Cumberland United and Roxby Downs hosted WT Birkalla and Adelaide Comets with all matches played during Round 13 on Saturday 17 May 2014. In addition to the match day events, FFSA conducted a number of Game Development Clinics at schools and clubs to promote and expand football in regional South Australia.

PLAYSTATION 4 NPL NATIONAL FINALS SERIES


As South Australia's NPL League Premiers, MetroStars won the right to represent South Australia in the PlayStation 4 NPL National Finals Series. Football Federation Australia (FFA) announced PlayStation 4 as the National Premier Leagues Naming Rights Partner leading into the final series and confirmed their ongoing sponsorship of the NPL across Australia for 2015.

Going into the PlayStation4 NPL Final Series MetroStars first elimination match was against Bayswater SC (Football West) in Perth. Despite the travel and the heat, MetroStars defeated the home team on penalties. Following their success in Perth, MetroStars were drawn to play South Melbourne (FFV) in Melbourne. Although consecutive away games provided the team with challenges, MetroStars again came out on top defeating the home side two (2) goals to one (1) in trying conditions.

As a consequence of their two victories, MetroStars qualified for the PlayStation4 NPL Grand Final to be played against NSW NPL League Premiers Bonnyrigg White Eagles and if MetroStars were to be successful, they had to again win on the road. In a remarkable performance, MetroStars defeated Bonnyrigg through an early goal scored by Fabian Barbiero, which resulted in them being crowned PlayStation 4 NPL Final Series Champions.

COCA-COLA FEDERATION CUP

Coca-Cola continued its association with the Federation Cup, as the naming partner of the knockout cup competition. The competitions commenced in early February and culminated in the Grand Final at Coopers Stadium on 10 August between Adelaide City and West Adelaide. In a hotly contested final between traditional rivals, Adelaide City defeated West Adelaide by a score of four goals to one.



In addition to being crowned 2014 Coca-Cola Federation Cup Champions, Adelaide City also gained entry into the inaugural WFFA Cup and the Round of 32.

Overall Honours

Champions: Adelaide City

Finalists: West Adelaide

WESTFIELD FFA CUP (WFFA CUP)

As Champions of the 2014 Coca-Cola Federation Cup, Adelaide City won the right to be South Australia's representative in the WFFA Cup Competition. Adelaide City's first game epitomised the meaning of this competition, with the club being drawn against A-League heavy weights Western Sydney Wanderers to be played at Marden Sports Complex. In the biggest upset of the WFFA Cup for 2014, Adelaide City defeated the AFC Asian League Champions one goal to nil. The win catapulted Adelaide City back onto the national stage with comprehensive coverage of the match throughout local and national media outlets.

In their next game, the Round of 16 match, Adelaide City were again drawn at home against Queensland NPL Club, Brisbane Strikers. Adelaide City was once again victorious by a solitary goal. Adelaide City progressed into the quarter finals and were drawn away against Victorian NPL Club Bentleigh Greens. In a hotly contested game, which saw Adelaide City narrowly miss out on progressing to the semi-finals, Adelaide City's WFFA Cup journey ended at the hands of Bentleigh Green in extra-time.

NEW LICENCE PERIOD

In 2016 FFSA will enter into a new three year licence period for the Senior Men's Competition and the National Premier League. Throughout 2014 FFSA had been working on probable competition structures and compliance requirements for the New Licence Period, 2016 to 2018, with the aim of expanding and increasing the number of teams into the competitions. Applications for the New Licence Period opened in November 2014 with 32 teams nominating to be involved in the Senior Men's Competitions.

Due to the increase in the number of teams, the New Licence Period commencing in 2016 will see a restructure to the competitions, with a three tier league structure being implemented. As of 2016, 12 teams will compete in the PlayStation 4 National Premier League, 12 teams in the State League and 8 teams in State League 1. FFSA will be providing ongoing opportunities for teams to come into State League 1. A promotion and relegation format for 2015 will be implemented to compliment the new league structure for 2016.

Girls & Women's Competitions 2014



By Tracey Dycer

The 2014 Girls and Women's Season saw a steady growth in teams and participation numbers across the elite, community, collegiate and junior leagues.

Adelaide City Women's FC claimed the 2014 Women's Premier League title earning the club an incredible three titles in a row. The Women's Premier and Reserve leagues were competitive throughout the year with 9 teams competing in each league.

The Premier League competition provided a solid platform for what proved to be a competitive Westfield W-League season for the Lady Reds. The 2014/15 season saw some fantastic highlights with the Lady Reds defeating Melbourne Victory at home for the first time, Canberra United away from home, and they were the only team to defeat the 2014/15 Westfield W-League Premiers, Perth Glory.

Football Federation SA's Elite pathway programs are essential to developing more local players for the Westfield W-League and National Teams, and this year saw one of the most successful years with the NTC team winning their first NTC Challenge, and Dylan Holmes being announced Player of the Tournament.

South Australia had 12 players identified for National Team Camps during the year. Eleven of these players were involved in the Lady Reds program and five of these players; Emily Condon, Alexandra Chidiac, Dylan Holmes, Isabel Hodgson and Monique Iannella went on to be selected for the Young Matildas, and were a vital part of the squad which has qualified for the 2015 AFC Under 19 Championships.

The Community and Junior divisions have continued to grow in 2014 with solid numbers across all divisions and age groups. Participation numbers in the women's game continue to steadily increase highlighting the important role Football Federation SA and local clubs play in fostering the development of the sport for females across all ages and skill levels.

MiniRoos age groups have been a challenging area for a number of seasons and this year saw a growth in participation with an Under 9 and Under 11 League being condensed. The development of the Lady Birds Clinics played an essential role in assisting clubs with recruitment of younger players in to these age groups. Football Federation SA will continue to focus on the development of Mini Roos to encourage participation numbers at this grassroots level.

Individuals were recognised for outstanding achievements at the 2014 Celebration of Football, where all facets of the Football Family are recognised on the evening. The 2014 Women's Competition Individual Award Winners were:

Shirley Brown Premier League Player of the Year	Daniela Di Bartolo	Adelaide City WFC
Bob Bush Premier League Coach of the Year	Barry McGrath	Cumberland United WFC
Female Rising Star	Dylan Holmes	SA NTC
Women's Premier League Goal Keeper of the Year	Kelly Barltrop	Para Hills Knights
Women's Premier League Highest Goal Scorer	Elise Garlick	Sturt Marion WSC
Women's Reserve League Highest Goal Scorer	Chrissy Panagaris	MUWFC
Women's Reserve League Referees Choice Award	Melanie Comyns	Para Hills Knights
Division 1 Highest Goal Scorer	Natasha Pitchard	Salisbury Inter
Division 1 Referee's Choice Award	Tina Cantwell	Stirling Districts
Division 2 Referee's Choice Award	Margarita Fitzharris	Parafield Gardens
Division 2 Highest Goal Scorer	Margarita Fitzharris	Parafield Gardens
Division 3 Referee's Choice Award	Ashleigh Fairhead	Stirling Districts
Division 3 Highest Goal Scorer	Kali Amazon-Benveniste	Strathalbyn
Division 4 Referee's Choice Award	Georgie Wilson	Playford Patriots
Division 4 Highest Goal Scorer	Tayla Wenham	Elizabeth Downs
Division 5 Highest Goal Scorer	Melissa Chomik	Gawler
Division 5 Referee's Choice Award	Carmen Bivone	Northern Wolves
Collegiate League Highest Goal Scorer	Jessica Bushten	Birdwood High School
Collegiate League Referee's Choice Award	Jessica Bushten	Birdwood High School

Junior Premier League Junior State League



By Stephen Toth

Season 2014 continued to see an increase in player participation, particularly noted at the community level of the game with three new clubs entering Football Federation SA Junior Competitions.

The Junior Premier League experienced a slight decrease of 5% in the number of teams participating in 2014. This was due to the withdrawal of a National Premier League club from the competitions. As this club was not replaced for season 2014, the team numbers were not replaced.

The Junior State League and MiniRoos programs both experienced an 8% increase in team participation from 2013 to 2014; 79 teams participated in the Junior State League, while 276 teams participated in MiniRoos Programs.

The weather continued to have an impact on competitions with a large number of matches being postponed and/or re-scheduled due to heavy rain and pitch conditions. This continues to be a challenge for clubs and administrators and the continual growth of the sport will put more pressure on the use and capacity of grounds. These challenges are being addressed by the investment in club and sport infrastructure and Football Federation SA will continue to provide clubs with the necessary support to cater for the growing number of players wanting access to the sport.

New clubs Modbury Vista and Henley Heat were welcomed into the Football Family in 2014. Modbury Vista fielded Under 12, Under 14, and Under 15 teams in the Junior State League, while Henley Heat fielded an Under 14 team in the same competition and also participated in MiniRoos programs. Adelaide University Soccer Club also entered junior football fielding an Under 14 team in the Junior State League. Football Federation SA looks forward to their continual participation and growth in 2015.

The 2014 Junior Cup Finals saw a change in venue with the event being held at Adelaide Shores Football Centre for the first time, and over 3000 people attended throughout the day. The change of venue for the Cup Finals provided a carnival atmosphere and was enjoyed by all participants. Holding the event at a Football-run facility allows revenue to remain in the sport and gave junior players the opportunity of playing at a world-class facility. Congratulations to all those who participated on the day.

Football Federation SA again hosted the South Australian Manchester United Premier Cup Qualifying Tournament held at Burton Park over the March long weekend. Hot weather forced the re-scheduling of the tournament with Semi Finals and Final matches being played mid-week. Twenty-four teams participated in the tournament. The Final was played between West Torrens Birkalla and Campbelltown City, with Campbelltown City claiming the tournament and progressing to the Pacific Finals held in Sydney.

Football Federation SA acknowledges the support provided by Mamee Foods for junior football and appreciates their contribution.

The delivery of the sport is not possible without the contribution of volunteers. The commitment and dedication of these people ensures that Football Federation SA can conduct junior competitions for all participants.

A big thank you to all volunteers throughout the sport that make the delivery of our game possible



Secondary Schools Sports, SA



By Joe Larecki

The 2014 School Sport Australia Football Championships, hosted by NSW Combined High Schools Sports Association, in conjunction with Department of Education and Communities, School Sport Unit and Football NSW was held from Saturday August 23 to Friday August 29, 2014 at three venues in close proximity to Valentine Sports Park (home of Football NSW). All games were played on recently laid synthetic pitches that proved to be top quality.

Extra-curricular activities were provided for players during the week. A player's BBQ held on Tuesday night was followed by a very professional and succinct guest speaker, Trevor Morgan who works for Western Sydney Wanderers National League football team, as both the Youth Team Coach and assistant Coach for the National League Team.

Trevor spoke about attitude and motivation of young recruits, as well as other 'must have requirements' to take the next step in becoming an elite footballer. His talk to the players was most direct, and he pulled no punches. His message included letting the players know that his Club would not entertain players who presented themselves at his Club with a care-free attitude, with caps around the wrong way and handling mobile phones during meetings/sessions.

Other motivational speakers featured during the week included Leena Khamis (former Matilda) and Paul Wade (former Socceroo captain). Their insight regarding professional requirements necessary to reach the pinnacle of one's chosen sport was also positive and awe inspiring.

The SA Boys finished in 5th place. Had we won our last game we could have finished in second position. It's fair to say that injuries to key players reduced our potential, particularly later in the week. It was a very tight competition throughout the week with only a solitary point separating second and fifth positions.

There were lots of positives evident throughout the week. Two of the Boys, Cohan Morris and Kegan Osborne were selected in the Australian Schoolboys Squad. Five others, Andrew Dyer, Jacob Fabbian, Jordan Elliott, Aladin Irabona and Zack Doyle were selected in the Australian Shadow Squad.

This year's Girls results were not as positive as hoped, with the squad finishing in 6th position, however the girls did play some competitive and entertaining football for periods of time but unfortunately this was unable to be translated to wins.

Encouraging signs and tight tussles were also evident during close losses to both Queensland and Victoria. It must be pointed out that the squad was relatively young and should be much better next year.

Unfortunately no girls were selected in the Australian Schoolgirls Squad but both Sarah Chappel (Underdale High School) and Zoe Haralampopoulos (Scotch College) made the Australian Schoolgirls Shadow Squad.

As expected both our Boys and Girls squads were excellent ambassadors for their state, schools, clubs and families. They had a real sense of humour and were always friendly, polite, positive, receptive and professional in all endeavours. They showed a lot of maturity and a willingness to support one another. Team spirit was evident in abundance.

My sincere thanks goes to everyone associated with the Championships, including: Secondary School Sport SA, FFSA, Lyndon Parry (Boys Coach) and Jeffrey Ellis (Boys Team Manager) for their commitment, thoroughness, professionalism, good humour and friendship, Leigh Matthews (Girls Coach), Sally Treharne (Girls Team Manager), Alice Gorman (Girls Tour Manager), all the players, all Clubs, parents, fund-raisers, sponsors, supporters etc, all players who participated in trials, Adelaide United for positive input, use of facilities and two trial games, all our hosts, including NSW Combined High Schools Sports Association, and the Championships Committee, and anyone I may have forgotten.

BOYS RESULTS

Day 1: SA 3 v WA 0, ACT 2 v NSW 2, QLD 2 v VIC 2

Day 2: QLD 1 v SA 0, VIC 2 v ACT 1, NSW 3 v WA 0

Day 3: SA 4 v ACT 1, QLD 4 v WA 1, NSW 2 v VIC 1

Day 4: NSW 4 v SA 1, WA 2 v VIC 0, ACT 3 v QLD 2

Day 5: SA 0 v VIC 2, NSW 4 v QLD 0, ACT 2 v WA 1

BOYS' CHAMPIONSHIP TABLE

Teams	P	W	D	L	GF	GA	GD	Points
NSW	5	4	1	0	15	4	11	13
VIC	5	2	1	2	7	7	0	7
ACT	5	2	1	2	9	11	-2	7
QLD	5	2	1	2	9	10	-1	7
SA	5	2	0	3	8	8	0	6
WA	5	1	0	4	4	12	-8	3

**Coach:** Lyndon Parry, Cabra College**Team Manager:** Jeffrey Ellis**Tour Manager:** Joe Larecki, SSSSA**SA SCHOOLBOYS FOOTBALL SQUAD 2014**

No.	First Name	Surname	School
1	Addison	Rodgers	Wirreanda Secondary School
2	Marcus	Guastella	Cabra Dominican College
3	Paul	Wilson	Underdale High School
4	Cohan	Morris	Henley High School
5	Jacob	Fabbian	Mercedes College
6	Alexander	Dimas	Henley High School
7	Aladin	Irabona	Blackfriars Priory School
8	Jordan	Elliott	Endeavour College
9	Zack	Doyle	St Patrick's Technical College
10	Scott	Parr	Henley High School
11	Kegan	Osborne	Willunga High School
12	Andrew	Dyer	Underdale High School
13	Bailey	Truscott	Xavier College
15	Matthew	Neville	Trinity College
21	Linus	Johnston	Cabra Dominican College
23	Jack	Favilla	Mercedes College

GIRLS RESULTS

Day 1: SA 0 v WA 4, QLD 3 v VIC 0, NSW 4 v ACT 0

Day 2: SA 0 v QLD 1, ACT 2 v VIC 0, NSW 1 v WA 0

Day 3: ACT 7 v SA 0, WA 2 v QLD 1, NSW 6 v VIC 0

Day 4: NSW 5 v SA 0, WA 3 v VIC 0, ACT 0 v QLD 0

Day 5: VIC 1 v SA 0, NSW 3 v QLD 1, ACT 1 v WA 1

GIRLS' CHAMPIONSHIP TABLE

Teams	P	W	D	L	GF	GA	GD	Points
NSW	5	5	0	0	19	1	18	15
WA	5	3	1	1	10	3	7	10
ACT	5	2	2	1	10	5	5	8
QLD	5	2	1	2	6	5	1	7
VIC	5	1	0	4	1	14	-13	3
SA	5	0	0	5	0	18	-18	0

**Coach:** Leigh Matthews**Team Manager:** Sally Treharne**Tour Manager:** Alice Gorman, Henley High School**SA SCHOOLGIRLS FOOTBALL SQUAD 2014**

No.	First Name	Surname	School
1	Izabel	Czechowicz	Saint Ignatius' College
2	Sarah	Chappel	Underdale High School
3	Alyce	Macaulay	Sacred Heart College
4	Zoe	Haralampopoulos	Scotch College
5	Stacey	Scott	Willunga High School
6	Bethany	Koutsouridis	Saint Ignatius' College
7	Annaliese	Rokov	Cardijn College
8	Zoe	Spyridonidis	St Aloysius College
9	Lucinda	Duxbury	Glenunga International High School
10	Kelsey	Zafiridis	Marryatville High School
11	Alison	Atkins	Roma Mitchell Secondary College
12	Isabella	Martin	Underdale High School
13	Courtney	Mitchell	Henley High School
14	Pirrie	Weeks	Renmark High School
15	Cheyenne	Hammond	Willunga High School
16	Georgie	Wilson	Trinity College South

SA Masters Association



By Denis Carey

The 2014 season was a successful one for the South Australian Masters League as the competition expanded to include 23 teams.

Two new teams joined the competition, Phoenix and West Beach Legends, with the latter created from an existing team due to the number of players available. Regrettably one of the longer standing teams in the competition, Parafield ceased to exist.

The 23 team competition posed some logistical challenges that resulted in 10 teams being in Division One and 13 in Division Two. The full fixture list in Division Two did not allow teams from that division to take part in the cup competition. In light of this experience the league rules have been changed to avoid this situation being repeated in the future.

Barrett Reserve and Adelaide High School were again the venues for the matches. The league thanks Adelaide Shores and Adelaide High School for the support given to the league in providing quality venues. The League looks forward to continuing at these venues in 2015.

The League would like to recognise the support given by Football Federation SA, its staff and of course, the referees.

The League is in a strong financial position due in part to monies obtained through its participation in the People's Choice Lottery. The League's Executive group and team delegates continue to give the competition great support.

Overall meetings were well attended by team delegates, the important role of team delegates cannot be underestimated and given the voluntary nature of the role, delegates discharged their functions admirably. Office holders also discharged their role responsibly and with enthusiasm.

The League reviewed its Rules and made necessary changes to provide for clarity and relevance.

The League's Disciplinary Committee met on one occasion, following a serious incident during a game where a player was found to have breached the League's Fair Play Code and was banned from playing from 20 May to 21 September 2014.

On 7 October 2014 the League considered a complaint against a team which resulted in a match being forfeited by the offending team.

DIVISION ONE

The standard of this competition improves with each season. West Beach prevailed and were crowned champions with a relatively comfortable points advantage over Three Lions. White City and Whyalla were relegated.

DIVISION TWO

Yet again a new team in Phoenix won the division ahead of Spurs, it was a keen competition and final places were not decided until the final round of matches. The standard of new teams entering the competition remains highly impressive.

As it is highly likely the competition will be reconfigured into three divisions in 2015, there will be no promotion for Phoenix and Spurs.

THE CUP

Due to the congested fixture list it was not possible for Division Two teams to participate in the cup competition. The top two teams in Division One, West Beach and Three Lions played out a keenly contested final with the final score being 3-2 in favour of Three Lions.

It came to light after the match that Three Lions had played some ineligible players which constituted a breach of the competition rules, this resulted in a forfeit of the match so West Beach were awarded the cup trophy.

SUMMARY

The season was very successful on and off the field. The League remains in a strong financial position and is actively supported by team delegates.

New teams continue to show an interest in the competition. It is anticipated that the creation of a three league competition will be another move towards an over-45s competition at some time in the future.

SAJSA Report 2014



By Ray Matthews

The South Australian Junior Soccer Association (SAJSA) once again held 2 excellent championships in 2014, the State Championship at West Beach in June and the Country Championship in August at Mildura.

The State event attracted 46 teams and all proved to be very competitive over the 3 days. A feature of the weekend was Yorke Peninsula, who declined to field a team for this year, elected instead to provide 2 mixed age group teams to play a friendly demonstration match. There were several players that stood out in this game which all goes well for them to field a team in 2015.

Due to the composition of the leagues, we arranged several playoff games for some of the age groups so that every team received the maximum number of games possible during the weekend. Over the 3 days a total of 133 games were played with the trophies being shared amongst all the competing Association's.

August 16th/17th saw the Country event held in Mildura with 52 nominated teams for the 2 days. Fortunately Sunraysia were able to provide 9 pitches, which with an early start allowed the 122 games over the 2 days and still have a presentation early enough for the Association's that had to travel a long way home.

Unfortunately it rained all day on the Saturday from start to finish making the conditions for players and spectators very unpleasant. Despite this the pitches held up very well and only one game had to be moved for the last time slot of the day.

Sunday turned out to be completely different with bright sunshine, allowing the pitches to dry out and the players to show off their skills to greater effect.

Once again the honours were shared amongst the Association's and the winners of the U/12 could not be decided, even after extra time, so both Broken Hill and Adelaide Hills were crowned as joint winners. In the lead up to the event we had nominations from 4 U/16 girls' teams, but unfortunately during the last 2 weeks, 3 of the nominations pulled out, leaving only the Adelaide Hills team nominated.

Rather than disappoint the team at this late stage it was decided to play them in the U/13 boys' league. Whilst not winning the division they proved more than competitive in this league without suffering any heavy losses.

Finally 2 major decisions were made at the General meeting held in Mildura to take effect for the 2015 State Championship and be put to the AGM in June for approval.

First an allowance for Association's to field up to 2 overage players in any age group, with conditions if they are having problems selecting a full squad to compete in the Championship. Secondly revert back to the original age groups for the girl's competition i.e. U/12dev-U/12-U/13 combined and U/14-U/15-U/16 combined. It was also decided to hold the Country Championship from 2016 onward over 3 days rather than the current 2 days.



Game Development Manager's Report



By John Mundy

The world game of football has always been considered a powerful tool for getting together people from different socio-economic backgrounds suffering from mainstream marginalisation. FFSA Game Development has proudly delivered quality programs in the community, using the sport to have a positive impact on the lives of New Arrivals, refugees, indigenous groups, disadvantaged children and people facing a disability. Making a difference is the targeted outcome for our Development Officers.

FFSA Clubs should be congratulated on embracing the relatively new Community Pathway Coaching Courses, which are set to host a record amount of candidates for the 2014/2015 off-season.

All types of Coach's have been catered for; from Goalkeeping to Futsal along with Skill Training (Junior), Game Training (Youth) and Senior levels. Where possible we look to our Clubs to provide the venue, which also makes it easier for their coaches to attend.

NEWS FROM FOOTBALL FEDERATION AUSTRALIA

Football Federation Australia is pleased to announce AIA as the official naming rights partner of MiniRoos. This arrangement commences January 1, 2015 with an official launch to take place early February 2015 for these programs:

- MiniRoos Schools Football Festivals
- MiniRoos Kick-Off Introductory Program
- MiniRoos Club Football

Information portal: www.miniroos.com.au

GIRLS AND WOMEN

Ladybirds

The Ladybirds Program is for girls between the ages of 5-9. The program runs for 10 weeks and is designed to provide girls with the opportunity to explore football, make friends and have lots of fun. The Ladybirds "come and try" days provided the players with the opportunity to have a "taster" of the program before they commit. From this, it is hoped that players will develop a love for football and will go on to play for many years to come.

Lady Reds Holiday Clinic



A school holiday clinic was held at Adelaide Shores Football Centre and the Lady Reds players helped coach these sessions which boosted the overall experience for the players at the clinic. All the players received tickets into the Westfield W-League home matches and a clinic T-shirt. Skills and drills from the National Curriculum were taught and all players were enthusiastic and eager to learn each day.

Schools

Girls only soccer programs have been conducted at high schools across the state including Adelaide Secondary School of English, Mary MacKillop, Roma Mitchell Secondary College and Sacred Heart. Primary Schools were also involved including Edwardstown Primary, East Torrens Primary and Fairview Park Primary School. These programs encouraged participation, being active in learning new skills.

Clubs

This year visits were made to junior clubs, looking at development for all ages, particularly in the Under 9 and Under 12 categories. We saw the development of the first Under 9 "girls only" league which we hope will continue to grow. Club visits and Ladybird Programs were held at Bridgewater and South Adelaide Panthers. Regional association visits including, Riverland and Western Boarder (SEWFA) for development of both senior and junior girl's teams and coach education for new coaches.

MULTICULTURAL

One of the many football programs that FFSA has delivered is a community engagement after-school program at Rajah Street Reserve which has assisted over 30 disadvantaged children living in the area. The program has helped the local residents to get to know each other, sharing experiences and being active in a safe and fun environment. Nutrition tips were given to kids and their families helping them to know the benefits of healthy eating and keeping active.


Education

The Two Halves Literacy and Numeracy School Programs were originally designed to run as stand alone programs at local schools, with the purpose of educating New Arrival students about aspects of the game such as respect for laws and officials, players and coaches, provide coaching and refereeing education, knowledge of the local game, and literacy and numeracy which was themed around the game. Midway through the year a more strategic approach was taken, with schools targeted that were close to clubs. This formed a direct pathway into local community programs run in conjunction with clubs, leading to a higher level of successful integration.

Regular Soccer programs were also run at a variety of Primary and High Schools that had a high number of New arrival students, while the classes at Heathfield were for young children from the Inverbrackie Alternative Place of Detention.

Indigenous Football Program

Another program promoting the importance of diversity is the FFSA Indigenous Program with participants from the Wiltja Residence. This program gives an opportunity for Aboriginal youth to experience the joy of football and at the same time it encourages mutual respect, self-esteem and goal setting. FFSA is also forming an Indigenous Futsal team to compete in a local competition with the objective of creating a sense of belonging among the players.



Inclusive football

2014 saw the continuation of the Inclusive football program ran by newly appointed coach Igor Negrao. The program consists of weekly sessions for both junior and senior squads. This year the senior Paralympic team participated in the National Championships in Coffs Harbour, New South Wales. The team had to face hard competition but showed great teamwork defeating Western Australia and Victoria, finishing 4th overall. Female Participation Officer Tiarn Powell has been coaching the junior development squad (4-14 year old) on a weekly basis and has seen an increase in the number of players.



REGIONAL DEVELOPMENT UPDATE

FFSA hosted a meeting for affiliated Associations where Regional Development was the main topic discussed including the growth in the number of Regional Associations, growth in participation in Senior & Youth competitions in Regional South Australia, the expansion in the number of regional coaches who have Coach Accreditation Certificates and the expansion of the Regional Round.

John Mundy, Game Development Manager noted the importance of the meeting. "It is important that our Member Association's realise that it has to be a partnership to achieve positive outcomes for our game and for the representatives that gave up their time, with some of them travelling long distances, they signalled a note of intent to be part of the FFSA vision for the next couple of years".

In attendance were representatives from: South Australian Junior Soccer Association, Whyalla Junior Soccer Association, Port Pirie Junior Soccer Association, York Peninsular, Roxby Downs, Noarlunga & Districts, North West Junior Soccer Association, Western Border and Adelaide Hills Junior Soccer Association.

"Feedback from the attendees was positive, particularly on the Strategic Plan that was presented and the general consensus was that the meeting had been beneficial."

Regional Girls

The Regional Girls Program is of 12 months duration which includes coaching, coach education, referee education and the chance for regional players to participate in an international tournament (Fiji). The Regional Girls Program is aimed to identify and provide training opportunities for girls who reside in regional and geographically isolated areas. Players are identified through Country Championships and trials at satellite locations e.g. Keith/Port Pirie. The annual STIC Championships acts as a showcase for elite Junior Football in South Australia. The tournament's main purpose is as a Talent Identification Event and forms an integral part of the talent identification pathway for promising players and referees within South Australia.

FFSA offer "girls only" Grassroots Coaching Certificate for those taking part in the program as well as a "girls only" Referee Scholarship Program. The program will be conducted over a two year period, with following benefit being provided to each of the scholarship holders.

There have been many regional girls who have participated in the pathways at FFSA through the NTC and to the W-League squad. These pathways are very important for up and coming players in South Australia. Given such a high percentage of these are regional girls, this is encouraging and a positive element in continuing the development of girls football all over South Australia.

FFSA SCHOOLS PROGRAMS

Primary Schools

Ascot Park Primary School is a specialist sport and physical education school (SSP) where students are able to do 'soccer' as a subject. It is the only primary school in South Australia funded by Department of Education and Child Development (DECD) to facilitate a Specialist Sport Programme within the school curriculum. The program is established permanently into the school curriculum with a class of 19 students (both boys and girls) ranging from year 3 to 7. Students train 3 mornings a week and 1 morning a week where we look at aspects of the curriculum with a football focus. The Football Federation Australia (FFA) skills curriculum is followed and all skill levels are catered for. Students are involved in a number of extra-curricular football activities where they play against other schools, involved in futsal programmes and play for local clubs.

High Schools

As part of the high schools program, FFSA sends out coaches to aid schools which incorporate specific programs as part of their curriculum. Students are educated on a variety of components associated with the game of football including coaching and officiating as well as the physical and technical aspects of the game. Several High Schools took part in this program. Henley High school recorded their best ever year as a part of this program with two of their teams 8/9 and years 10 Boys winning their respective competitions.



Futsal

Futsal is an integral part of skills training and player development, and increases player's speed of thought and movement.

Futsal can be played by children as young as five years old and is a major factor in developing players in countries like Spain and Brazil which recommend young players to continue with futsal as long as possible.

FFSA Futsal Development Officer and ex-Adelaide United player Cristiano Dos Santos Rodrigues operates four regional academies in the north, east, south and west of Adelaide.

- North trains at Parafield Gardens Recreation Centre and has a U12 and U16 squad and is currently expanding to include U14 age groups.
- East trains at Stradbroke Primary School and has U14's and is expanding to U12s and U16s.
- West trains at Underdale HS and has U12's and U14s and is expanding to U16's. An U7 squad also trains once a week.
- South is based at Wirreanda HS and has an U12 squad and is expanding to U14's and U16's.

Development programs also occur at various primary schools including Ascot Park Primary School and Seaton Primary School.

I would like to thank all of the Game Development team, Tiarn Powell, Igor Negrao, Cristiano Dos Santos, Ashleigh Young and Matthew Graser (who sadly passed away in November) for their commitment and dedication in implementing new and existing programs.

John Mundy, Game Development Manager

Technical Director's Report



By Airton Andrioli

It is said that football is the World Game.

The above is not difficult to prove, the challenge though is to define the style of football we want to play and so it can be compared with the best in the world.

We all have opinions and beliefs about football, however to achieve this we need direction and a way of getting there.

Some of the things the top countries in the world have in common are:

- World Class Teams
- World Class Players
- World Class Training
- World Class Coaches

WORLD CLASS COACH EDUCATION

For too long there was no clear direction for Football in Australia, and the result was an obvious lack of progress towards a defined objective.

This applies to both Youth Development and Coach Education, which have been identified as the two strategic spearheads to improve the game in Australia.

Coach Education is one of the biggest ways we can influence our Football landscape.

One positive aspect at the moment is the fact that we can all read from the same page and provide a consistent message through the new coach education pathway.

We have some great resource's at our disposal at the moment:

- The National Football Curriculum provides direction
- The Football Coaching Process delivers the methodology
- The National Playing Statement is the vision on the type of players we need and the football we want to play

Playing Style Statement:

- A pro-active brand of football; based on effective possession, with the cutting edge provided by creative individuals
- Defensively; the key components consisting of quick transitions and intelligent collective pressing
- The Playing Style; underpinned by a strong 'team mentality', capitalizing on Australia's traditional strengths.

All of the above has significantly impacted domestic football in Australia. The Hyundai A-League is going from strength to strength, with the quality of football on display improving every year along with the consistent increase in the number of club supporters, with new record crowds in the first rounds of the 2014/15 season.

The launch of the National Premier Leagues and Westfield FFA Cup is another positive aspect in this transformation with exciting times lying ahead for local clubs.

I believe the landscaping is slowly but surely changing, and if we continue along this trajectory of a collaborative and considered approach, football will one day become our number one sport in Australia.

COACH EDUCATION

Our responsibility is to provide local coaches with the best opportunity to learn and equip themselves with the necessary skills to progress in their personal journey.

The coaching courses in the advanced pathway are based on a clear vision and philosophy to help develop the competencies required for a coach to teach players and prepare teams to play the football stated in our 'Playing Style Statement' and to continue to improve the quality of the game in our state.

The requirement of obtaining a minimum accreditation has promoted an increase in participation rates of coaches in these courses. In addition, knowledge of the benefits and importance has become evident since the first advanced course was conducted in Adelaide.

Participation rates over the last four years:

2011 C Licence - 18 participants

2012 C Licence - 24 participants

2013 C Licence - 48 participants - B Licence - 12 participants

2014 C Licence - 50 participants - B Licence - 24 participants

It is fantastic to see many of our FFSA affiliated clubs supporting their coaches in this decision, ensuring that qualified and well prepared coaches are available to guide and teach players and teams, therefore improving the quality of football overall.

I would like to acknowledge and commend all the clubs that have done so and wish them all the best in their future.

STATE COACHING CONFERENCE

On October 5th we conducted our 3rd Coaching Conference which is a great resource offered to local coaches and another important part of the education process.

The Conference was based around the Football Conditioning Model, with international guest presenter Raymond Verheijen's, who since 1998 has been involved in every FIFA World Cup and EURO, reaching 5 semifinals and the FIFA World Cup Final with Argentina in Brazil 2014.

Feedback from previous conferences indicates that there is an enormous interest in additional information regarding the periodization model.

This year's conference presented a unique opportunity for football coaches in our state to expand their understanding whilst listening to one of the world's top football conditioning practitioners.

The Conference focussed exclusively on 'Football Periodization'. This one-day conference provided coaches holding an advanced coaching accreditation 50 points towards reaccreditation, Raymond's Book 'Periodization in Football', and the opportunity to enlarge their Football knowledge.

2014 GIRLS PROGRAMS

U13-14/15 & NTC:

The overall performances of our States squads throughout the year were admirable.

The training methods for the younger age group U13's is based on the Skill Acquisition Program (SAP) principles focusing on First Touch, Running With The Ball, Striking The Ball, 1v1.

This age group was also presented with the early stages of the Game Training Phase in which the players are introduced to basic principles on how to play as a team.

For the older age group Under 14/15 the Game Training concept was introduced and refined, providing players with a more in depth understanding on how to perform as a team.

Once again the rate of individual improvement was exceptional due to the consistent message displayed throughout the year.

Nationals and NTC Challenge:

All three squads in the U13, U15 and National Training Centre (NTC), demonstrated the capacity to perform as a team and looked very comfortable, in particular when facing the strongest states at the National Youth Championships and NTC Challenge.

Our teams were also regarded by the FFA Technical staff as having the best shape and structure at these tournaments.

Another pleasing aspect was the quality of the individual players in the three age groups, resulting in the highest ever number of players being identified for National Teams.

This year's highlight was the outstanding performances of the NTC squads at the NTC challenge in Canberra.

The team convincingly won the Challenge finishing top on the 'Points Table' as well as the 'Bonus Table', which rewards teams that play the best brand of football throughout the tournament.

The team scored 14 goals and conceded only one in the final match with young star Dylan Holmes being named Player of the Tournament.

The other very important and pleasing outcome was the number of SA players (12 in total) identified and selected for National Teams. Five girls confirmed their selection into the final U19 squad to represent Australia in Vietnam for the AFC U19 Women's Championship Qualifying Tournament.

U17 National Team

Alexandra Chidiac
Grace Abbey
Nora Peat
Chelsie Dawber
Michaela Quinn
Georgia Bailey

U19 National Team

Alexandra Chidiac (U19 Final squad)
Monique Iannella (U19 Final squad)
Emily Condon (U19 Final squad)
Isabelle Hodgson (U19 Final squad)
Dylan Holmes (U19 Final squad)
Lauren Steer
Gabrielle Bentley

The above achievement is a credit to all involved in this process and highlights the importance of our State Development Programs

2014 GIRLS SQUADS

U13 State Squad	U14/15 State squad	U14 Development squad	NTC	W League
Georgia Box	Grace Abbey	Grace Bresolin	Elysha Magor	Rachel Alonso
Bianca Domhoff	Georgia Bailey	Matilda Comley	Gaby Bentley	Gabrielle Bentley
Charlotte Grant	Harriet Burnett	Sophie Fleming	Matilda McNamara	Daila-Tais Borg
Olivia Hayes	Mabel Day	Velvet Klass	Dylan Holmes	Georgia Campagnale
Catherine Hickey	Romy Franceschilli	Tina Lauszus	Alex Chidiac	Alexandra Chidiac
Georgia Iannella	Eva Grasso	Courtney Mitchell	Monique Iannella	Emily Condon
Sanne Johnson Lund	Emily Hodgson	Esther Heywood Smith	Issy Hodgson	Isabel Hodgson
Madison Jones	Meleri Mullan	Susan Roberts	Lauren Steer	Dylan Holmes
Gemma Macfarlane	Georgie Nicola	Rachael Schmidt	Melanie Wilmot	Katie Holtham
Renee Mignone	Tanya Oliver	Neave Stewart	Kandle Jenner	Monique Iannella
Laura Niejalke	Elle Pirintzis	Milano Venter	Nora Peat	Jenna McCormick
Dani O'Donnell	Elena Psaroulis		Emily Condon	Kristy Moore
Hannah Roffe	Micaela Quinn	Regional Players	Taylah Bradley	Katrine Pedersen
Mikayla Sibonis	Alexia Scalzi	Shanna Collins	Giorgia Contos	Tiarn Powell
Ella Tonkin	Chanel Todino	Sharni Tansell	Chelsie Dawber	Lauren Steer
Caitlin White	Cammie Williams		Georgie Nicola	Jessie Wharepour
			Issabel Dahlin-flight	Lisa-Marie Woods
				Danielle Brogan

GK's

Eirenn Harkness	Daniela Colangelo	Sophie Green	Melissa Barbieri
Casie Coombe	Evelyn Goldsmith	Jenkins Claudia	Sarah Willacy
		Carra Rogers	

Coaching Staff

Sharon Black	Jonathan Ruse	Ross Aloisi	Ross Aloisi
Neil Fleming	Tracey Jenkin	Paul Pezos	Paul Pezos
		Nick Hagicostas	Sharon Black
			Nick Hagicostas

STATE TALENT IDENTIFICATION ZONE PROGRAMS

We take a lot of pride in the way in which this program has developed in the last four years. The program gives us not only the panorama to make better and more accurate assessments in the identification of players, but also opportunities for coaches to be mentored and supported in their education process.

Everyone agrees that when it comes to Talent Identification there is no magical formula, there are so many aspects to consider when assessing and identifying young players.

We have adopted a holistic approach where game related exercises involving Perception, Decision and Execution are a constant part of our training methods.

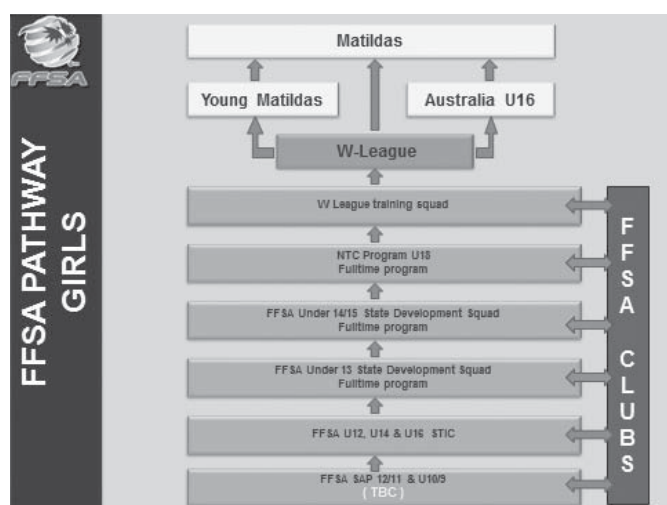
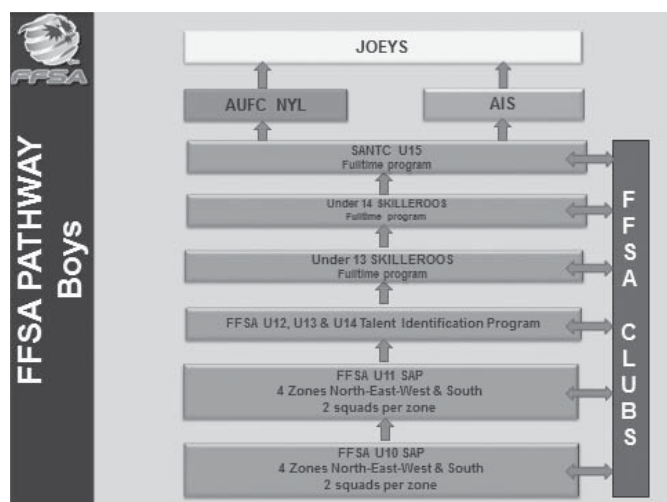
One other important aspect to consider is the different stages of development which is a major factor with young players.

Our Talent Identification Zone Programs offer potential young players the opportunity to develop and learn in an environment that incorporates the above elements of player development.

Players in this program spend around 6 months going through the different stages of physiological changes and adaptation to training methods, giving them plenty of time to develop and confirm their abilities.

It is only after this lengthy process that a player is selected into any of our full-time Elite and part-time Development Programs.

Boys and Girls Pathways



2014 BOYS PROGRAMS

NTC

This year's program consisted of 3-4 training sessions a week plus a game in the National Premier League Under 18 competition. The program followed the National Curriculum with the boys being in the Game Training Phase.

The squad progressed well over the course of the year, growing in confidence and maturity, with players having to adapt to the challenges of playing against older and more physical players in 90 minute games.

The players improved technically and tactically developing a better understanding on how to work together to solve problems on match day.

As a part of the bigger picture players in this program can also experience the type of commitment and application a professional footballer requires.

The team ended the season with 15 wins 3 draws and 10 losses, finishing 5th in the league and qualifying for the finals.

U13 Skilleroos

The program consisted of 3 training sessions per week and a game in the U/14 Junior Premier League (JPL) competition.

Extra weekly games were organised against teams from the U/13 NPL age group to support the individual development of players (particularly those players who physically were not ready to play regularly against U/14's).

Every 6 weeks the players were given a minimum 7 day break to allow them to physically and mentally recover.

The training methods for the younger age group U13's is based on the SAP principles focusing on First Touch, Running With The Ball, Striking The Ball, 1v1. This age group is also presented with the early stages of Game Training Phase, in which the players are introduced to basic principles of how to play as a team.

Once again the rate of individual improvement was exceptional, this is due to having excellent foundation programs (SAP foundation squads and State Talent Identification Challenge) and the best players training full time with the best players.

Nationals

At this year's National Youth Championships the overall performance of the team and individual players exceeded our expectations. The SA squad had 9 players identified by the FFA Technical Staff as stand-out players from the tournament (same number as NSW).

U14 Skilleroos

The program consisted of 3 training sessions per week and a game which was in the U/15 JPL competition.

Extra weekly games were organised against teams from the U/14 and U/16 NPL age group to support the individual development of players (particularly those who physically were not ready to play regularly against older players).

Every 6 weeks the players were given a minimum 7 day break to allow them to physically and mentally recovery.

The training method for this age group is based on the FFA National Curriculum principles. The concept of Game Training Phase comes to be more important at this level, and learning how to play as a team is further developed.

Skill Acquisition sessions however are still part of the program, giving players an opportunity to continue to improve their core skills and technical abilities.

The quality of players at this age group continues to improve and reiterates the importance of foundation programs (SAP foundation squads and STIC).

Nationals

At this year's National Youth Championships the overall performance of the team and individual players was very positive with consistent team and player performances. The SA squad had 4 players identified by the FFA Technical Staff as standout players from the tournament.

2014 BOYS SQUADS

U13 Skilleroos	U14 Skilleroos	NTC
Abdul Balamba	Lachlan Brook	Rohan Nitchingham
Cameron O'Doherty	Anthony Buccella	Johhny Librino
Noah Benouzekri	Alessandro Bucco	Connor Lacey
Louis D'arrigo	Jack Ellis	Nathan Beagley
Stefan Caslabore	Ricky Francesca	Osman Fofana
Julian Burford	Kur Kur	Kusini Yengi
Christian Sotira	Marco Krantis	Domenico Talladira
Antony Piscioneri	Folu Komolafe	Apostolos Stematelopoulos
Domenico Costanzo	Jayden Lobasso	Connor Gollan
Jai King	Adam Martinello	Joel DeDonatis
Taras Gomulka	Evangelos Pantelidis	Kyle Crout
Liam Andijanto	Franz Pjetri	Liam Bernhardt
Christopher Vivian	Callum Rintoul	Geordi Caridi
Beau Nunan	Tristan Saunders	Orlando Norman
Jay Barnett	Joel Smith	Ben Head
Adam Iommazzo	Noah Smith	Carlo Armiento
Cristian Aloisi	Ryan Wood	
Austin Ayoubi	Ryan Yates	
Christian Tinnion	Jack Yull	
	Brad Ballantine	
	Isaac Burnett	
GK's		
Patrick Griffin	Declan Burchell	Travis Brookes
Jasper Kelley	Joe Gauci	Isaac Richards
Stefan Wilner	Harrison Mussell	Joesph Ruggerio
Riley Ward	George Savvoudis	
Kieran Maguire	Vasilios Tryfopoulos	
Thanasi Doupolis	Alistair Whiteford	
Coaching Staff		
Richie Alagich	Elvis Markov	Carl Veart
Vlado Blazeka	John Meijer	Dean Stephenson
Marl Elsey	Josh Avery	Steven Mc



African Nations Cup



By Wendy Carter

In 2013 Football Federation SA (FFSA) in partnership with the Office for Recreation and Sport (ORS), African Communities Council (ACCSA) and City of Salisbury conducted the African Nations Cup. This annual event provides an opportunity for each African community to nominate a team in the pursuit of being crowned champions of the African Nations.

In its inaugural year of being conducted by FFSA, the participants acknowledged that the event had been conducted in a professional manner and that it provided a platform in which to increase the popularity and prestige of the event. In conducting the event in 2014, FFSA in partnership with the key stakeholders made some minor amendments to the event, designed to give more recognition to the teams and individual players.

The main change to be incorporated in 2014 was to extend the event over two weekends, ensuring that the Grand Final was played on a separate day. Previously the Grand Final had been played on the same day as the semi-finals which may have reduced the standard of play due to player fatigue. The stand alone Grand Final day also incorporated a third and fourth playoff game and a women's game. FFSA in consultation with the key stakeholders had identified the African Nations Cup as a strategic platform in which to increase girls' and women's participation in football.

In addition to expanding the duration of the tournament, individual awards were also introduced to acknowledge and recognize the contribution of individual players throughout the tournament. Two individual awards were presented, the Highest Goal Scorer and Player of the Tournament.

The event was conducted on the weekend of 18-19 October 2014 at Burton Park Football Centre with the Grand Final being held on 26 October at the Adelaide Shores Football Centre. A total of twelve teams participated in the event, an increase of two teams from that of 2013. The teams were placed into three groups of four teams with a round robin format being played in each of the groups. At the conclusion of the round robin format the first placed team in each group and the second highest finishing team across all groups progressed through to the semi-finals. The winners of the semi-finals progressed into the Grand Final.

In a fairy tale final Burundi finally captured the African Nations Cup in their third consecutive Grand Final appearance. Burundi proved too strong for Sierra Leone defeating them by three goals to nil. In the third and fourth play-off South Africa capped off a successful return to the African Nations Cup, defeating defending champions South Sudan three goals to two.

FFSA is committed to working with all stakeholders to ensure that the following objectives are achieved through the annual hosting of the African Nations Cup.

1. Provide a competition that is conducted to the highest standard by providing first class facilities, quality match officials and a well organized event.
2. Build social cohesion within the African Communities.
3. Provide a career pathway in football in the areas of playing, coaching and officiating.
4. Provide a link to local clubs for players and coaches.
5. Provide an avenue for junior players and women to participate in football.

It is important for it to be acknowledged that to conduct an event of this nature requires a significant financial contribution from FFSA and ORS. In addition, FFSA allocate staff to ensure that the event is delivered to the highest standard. This tournament enables the African communities to showcase their many talented players in a professional environment that is fitting for such an event. FFSA will continue to focus on the delivery of the tournament to ensure that participants have a positive experience.



Club Conference



By Wendy Carter

Following the success of the inaugural Club Conference in 2013, FFSA continued with the annual event in 2014. The theme of the conference in 2014 focused on club development with the topics being identified through the STARCLUB Development Program, which highlighted the areas that clubs were seeking further assistance.

The conference was again conducted free of charge to all affiliated clubs and associations, with an option for non affiliated clubs to attend by payment of a minimal fee. Once again the conference was supported by the Office for Recreation and Sport with presenters presenting on topics of Finding and Managing Volunteers, Planning for the Future and Creating a Positive Club Culture. In addition sessions were conducted on Risk Management and Insurance, Injury Prevention and ACL Injury, Fox Sports Pulse Competition Management System and Community Football.

Over the course of the day in excess of 100 club officials attended the conference.

**GIVE IT!
GET IT!**

RESPECT



Who will you be today?



Show some Respect



Hall of Fame Inductees



A. (Aldo) Perilli OAM

**HALL OF HONOUR as a member for
OUTSTANDING CONTRIBUTION**

Born in Rome Italy and migrated to Australia in 1957

Contributed to the game of football as a Coach and Administrator, Life Member Eastern Zone Primary Schools Soccer Association, Campbelltown City SC, South Australian Schools Amateur Sports Association and awarded the Medal of the Order of Australia in 2011

Chairman, Secretary and Treasurer Campbelltown City SC, Manager/Coach various SAPSASA teams 1972-2011, Vice President and Supervisor Eastern Zone PSSA 2000-2014, Coach of various School teams 1972-2014, Convener Australian Masters Games 2005, Convener Australasian Masters Games 2007

Associated with the game of football in South Australia in excess of 40 years



D. (David) Hewitson

**HALL OF HONOUR as a member for
OUTSTANDING CONTRIBUTION**

Born in Middlesbrough England UK, migrated to Australia in 1982

Contributed to the game of football as a Player, Coach, Referee, Manager and Administrator, Life Member Noarlunga Districts Junior Soccer Association, South Australia Junior Soccer Association and the Football Federation SA

Coached all age groups from U6 to U17 at various Clubs, Schools and Associations, including the NDJSA U16 girls team

Chairman NDJSA, Chairman South Australia Junior Soccer Association, SAJSA delegate to Soccer SA, Director on the FFSA Board, Member of the FFSA Life Membership Advisory Committee and the FFSA Museum Committee

Associated with the game of football in South Australia in excess of 30 years

Celebration of Football

By Arija Molitor

Friday 3 October marked the Football Federation SA's Awards Night - the 2014 Celebration of Football.

Held at the Adelaide Entertainment Centre and hosted by football personalities Stephanie Brantz and Simon Hill, the night saw a record 650 guests from the Football Community unite and celebrate the 2014 Football Season.

Walking the green carpet were legends of the game Sergio Melta, Ross Aloisi, Carl Veart and Richie Alagich. Hall of Fame Inductees David Hewitson and Aldo Perilli were joined by current stars including award winners Rocco Visconte, James Skeffington and Daniela Di Bartolo. Also receiving awards were the elite and most promising match officials.

Joining the football family were the integral members of the football community, the tireless and hardworking volunteers, family and friends.

Member for Little Para, Lee Oldenwalder MP attended on behalf of the Hon Jay Weatherill MP along with Adelaide United FC Chief Executive Officer Michael Petrillo.

A series of awards were presented to commence the evening including the Under 18 and Reserve Premier and State League players of the year, as well as Women's Competition Referee's Choice awards and Highest Goal Scorer Awards and awards made to promising Match Officials.

Croydon Kings Rocco Visconte took home the Sergio Melta Medal - SA National Premier League Player of the Year following his 46 votes from 26 matches in the 2014 Season.

Championship side Croydon Kings also produced the Peter Nikolich SA National Premier League Goal Keeper of the Year in Nicholas Munro. Matthew Pelizzari from Adelaide Olympic was given the nod in the NPL State League with the Les Avory trophy.

Ivan Karlovic from MetroStars was presented the Martyn Crook Award - SA National Premier League Coach of the Year. Karlovic directed his side to their second consecutive Minor Premiership under his leadership, coaching his final match on Sunday the 5th of October as MetroStars won the 2014 PlayStation4 National Premier League Championship.

The first South Australia National Premier League Team of the Year was also presented, rewarding the hard work of 11 players from the competition as voted by the Premier League coaches.

Nicholas Munro was named Goal Keeper of the side with Paul Pezos and Ricardo Da Silva from West Adelaide, Allan Welsh and Rocco Visconte from Croydon Kings, Nicholas Bucco, Matthew Halliday and Joel Allwright from Adelaide City, Perry Mitris from MetroStars, Shaun Harvey from Campbelltown City and Alex Mullen from Para Hills Knights all in the line up.



Daniela Di Bartolo

MetroStars Stefan Cali was named the John Aloisi Rising Star, while fellow team mate Perry Mitris was handed the Golden Boot award for his 22 goals throughout the season.

James Skeffington from Port Adelaide Pirates was awarded the Bob Telfer Medal - the SA NPL State League Player of the Year. Skeffington polled 34 votes throughout the 24 matches played in the 30 game season.

Also from Pirates, Head Coach Derek Hall was awarded the NPL State League Coach of the Year after leading his side to become the 2014 SA NPL State League Champions and gaining automatic promotion to the Premier League in 2015.

Daniela Di Bartolo from Adelaide City Women's Football Club was awarded the Shirley Brown Premier League Player of the Year for the Women's competition. Di Bartolo polled 22 votes from the season, 1 ahead of West Adelaide's Ruth Wallace.

Barry McGrath claimed the Bob Bush Premier League Coach of the Year in the Women's Competition while SA NTC and Westfield W-League Lady Reds player Dylan Holmes took home the Rising Star award.

Kelly Barltrop from Para Hills Knights was awarded the Women's Premier League Goal Keeper of the Year with Elise Garlick from Sturt Marion earning the Women's Premier League Golden Boot.

Maddison Kennedy took home the Mick O'Malley Young Referee of the Year award while David Alberton was awarded the Mike Ingham Referee of the Year.

Long standing Adelaide Cobras supporter Freda Murphy was presented with a deserved Volunteer of the Year award and Playford City Patriots Junior Coordinator and Senior team Captain Matthew Gaston was awarded the Community Coach of the Year.

Two inductees in to the South Australia Hall of Fame were named with both David Hewitson and Aldo Perilli being rewarded for their years of service in football, entering the Hall of Honour as members for Outstanding Contribution.

Following the formal presentations and awards, local band The Escapades kicked-off the party which carried on late into the night.

Football Federation SA congratulates all winners from the event as well as all involved in the 2014 season.



Rocco Visconte

Sergio Melta Medal

VISCONTE CROWNED KING OF THE PREMIER LEAGUE

Croydon Kings Rocco Visconte was awarded the Sergio Melta Medal - SA National Premier League Player of the Year.

Visconte, a clear stand out, polled 46 votes from 26 matches in the 2014 Season with 11 matches polling maximum votes to take home the prestigious award.

The Croydon Kings player who was named Man of the Match following the 2014 SA National Premier League Grand Final was also awarded the inaugural Marcellina Player of the Year and included in the SA National Premier League Team of the Year, cementing his stellar performance throughout the season.

2014 SERGIO MELTA MEDAL (PREMIER LEAGUE PLAYER OF THE YEAR) LEADER BOARD

Rocco Visconte	Croydon Kings	46
Thomas Briscoe	West Adelaide	32
Steven Grelli	MetroStars	27
Kym Harris	Adelaide Blue Eagles	26
Perry Mitris	MetroStars	21
Matthew Bouraee	Adelaide Comets	19
Robin Lippett	Cumberland United	19
Christopher Reed	South Adelaide	18
Andrej Rastovac	White City	17
Alexander Mullen	Para Hills Knights	15
Matthew Marchioro	Para Hills Knights	15
Luke Klimek	Croydon Kings	15



Rauf Soulio, Rocco Visconte, Sergio Melta



Celebration of Football - Hall of Fame Inductees



2014 PlayStation 4 National Premier Leagues Champions, MetroStars



2014 National Premier League Champions South Australia, Croydon Kings



2014 State League Champions, Port Adelaide Pirates



2014 Coca-Cola Federation Cup Champions, Adelaide City



2014 Women's Premier Division Champions, Adelaide City Women's FC



2014 Women's Premier Division Cup Winners, West Adelaide

Award Winners

COMMUNITY AWARDS



Hall of Fame Inductee - Aldo Perilli



Hall of Fame Inductee - David Hewitson



Fair Play Award - Captain Matthew Halliday, Adelaide City



Community Coach of the Year - Matthew Gaston, Playford Patriots



Volunteer of the Year - Freda Murphy, Adelaide Cobras FC

REFEREE AWARDS



Referee Rising Star Development Award - Daniel Cook



Mick O'Malley Young Referee of the Year - Maddison Kennedy



David Gardiner Award - Most Improved Level 2, Kyle Bartlett



Mike Ingham Award, David Alberton

WOMEN'S AWARDS



Shirley Brown Trophy - Daniela Di Bartolo



Women's Premier League Highest Goal Scorer - Elise Garlick, Sturt Marion SC



Women's Reserve League Highest Goal Scorer - Chrissy Panagaris, MUWFC



Collegiate League Highest Goal Scorer & Collegiate League Referee's Choice Award - Jessica Bushten, Birdwood High School



Women's Goal Keeper of the Year - Kelly Barltrop, Para Hills Knights



Women's Rising Star - Dylan Holmes, FFSA NTC



Division 3 Highest Goal Scorer - Kali Amazon-Benveniste, Strathalbyn SC



Division 4 Highest Goal Scorer - Tayla Wenham, Elizabeth Downs

Absentees:

Referees - Carlo Barbo Award – Most Improved Level 3 Referee – Julian Muller

Womens - Division 5 Highest Goal Scorer – Melissa Chomik, Gawler Eagles

Womens - Division 1 Highest Goal Scorer – Natasha Pitchard, Salisbury Inter

SA National Premier League Golden Boot – Perry Mitris, MetroStars

SA National Premier League Coach of the Year – Ivan Karlovic

MetroStars AND John Aloisi Rising Star – Stefan Cali, MetroStars

WOMEN'S AWARDS *continued*



Division 1 Referee's Choice Award - Tina Cantwell, Stirling Districts SC



Division 3 Referee's Choice Award - Ashleigh Fairhead, Stirling Districts SC



Division 4 Referee's Choice Award - Georgie Wilson, Playford Patriots



Division 5 Referee's Choice Award - Carmen Bivone, Northern Wolves

STATE LEAGUE AWARDS



Bob Bush Women's Premier League Coach of the Year - Barry McGrath, Cumberland United WFC



Rab Jones NPL State League Player of the Year - Andre Machochi, Salisbury United



Len Alagich NPL State League Reserve Player of the Year - Nigel Young, Northern Demons



Bob Telfer Medal - James Skeffington

PREMIER LEAGUE AWARDS



John Francis SA National Premier League Under 18 Player of the Year - Linus Johnston, MetroStars



Charlie Caruso SA National Premier League Reserve Player of the Year - Costa Zacharopoulos, South Adelaide



Sergio Melta Medal - Rocco Visconte



SA National Premier League Team of the Year.

Back: Rocky Visconte, Matthew Halliday, Nicholas Munro, Paul Pezos

Front: Joel Allwright, Nicholas Bucco, Ricardo Da Silva, Shaun Harvey.

Absent: Alex Mullen, Perry Mitris, Allan Welsh

Financial Statements

FOOTBALL FEDERATION SA INCORPORATED


STATEMENT BY MEMBERS OF THE COMMITTEE FOR THE YEAR ENDED 31 OCTOBER 2014

The committee has determined that the association is not a reporting entity and that this special purpose financial report should be prepared in accordance with the accounting policies outlined in Note 1 to the financial statements.

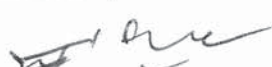
In the opinion of the committee the financial report being the assets and liabilities statement, income and expenditure statement, statement of cash flows, statement of changes in equity and notes to the financial statements:

- 1 Presents a true and fair view of the financial position of Football Federation SA Incorporated as at 31 October 2014 and its performance for the year ended on that date.
- 2 In accordance with section 35(5) of the Associations Incorporation Act 1985, the committee hereby states that during the financial year ended 31 October 2014
 - (a)
 - (i) no officer of the association;
 - (ii) no firm of which an officer is a member, and
 - (iii) no body corporate in which an officer has a substantial financial interest, has received or become entitled to receive a benefit as a result of a contract between the officer, firm or body corporate and the association
 - (b) no officer of the association has received directly or indirectly association any payment or other benefit of a pecuniary value.
- 3 At the date of this statement there are reasonable grounds to believe that the Association will be able to pay its debts as and when they fall due.

This statement is made in accordance with a resolution of the Committee and is signed for and on behalf of the Committee by:


Board Member

Signed in Adelaide this


day of


Board Member


2015

**INCOME AND EXPENDITURE STATEMENT
FOR THE YEAR ENDED 31 OCTOBER 2014**

OPERATING INCOME	2014	2013
Affiliation	476,475	460,080
Competition Income	740,205	645,959
Development Income	161,651	138,787
Facilities Income	230,807	168,662
FFA Fees	253,206	242,853
FFA Grant Income	310,000	234,750
Futsal Income	154,305	151,832
Interest Received	12,728	15,762
ORS Grants	386,226	275,072
Referee Income	349,777	385,602
Sponsorship Income	372,003	260,467
Sundry Income	14,231	61,968
Technical Programs	556,025	563,364
TOTAL OPERATING INCOME	4,017,639	3,605,158

OPERATING EXPENDITURE

Audit Fees	12,500	9,394
Bad Debts	743	1,432
Bank Charges	3,710	3,540
Communication Expenses	62,511	51,312
Competition Expenses	666,484	609,949
Depreciation	43,528	37,610
Development Expenses	156,704	60,959
Facilities Expenses	252,254	164,355
FFA Fees	241,481	230,053
Futsal Expenses	142,478	126,225
Insurance	6,352	7,289
Leasing Expenses	19,764	16,902
Loss on Disposal of Assets	-	8,051
Occupancy	91,318	71,192
Office Expenses	35,109	26,953
Provision for Doubtful Debts	-	65,762
Referee Expenses	290,528	332,869
Salaries, Wages, Honorariums & On Costs	1,503,697	1,421,102
Sundry Expenses	26,910	57,304
Technical Programs	435,565	360,117
Travel & Accommodation	21,893	17,354
TOTAL OPERATING EXPENDITURE	4,013,527	3,679,726
NET OPERATING SURPLUS (DEFICIT) FOR YEAR	\$4,113	\$(74,568)

Add: OTHER INCOME

Capital Grant - Adelaide Shores Project	658,361	1,181,265
Capital Grant - Parks Project	944,458	-
TOTAL OTHER INCOME	1,602,819	1,181,265

Less: OTHER EXPENSES

Amortisation of Leasehold Improvements:		
- Adelaide Shores	81,475	-
NET SURPLUS FOR YEAR	\$1,525,457	\$1,106,697

**STATEMENT OF CHANGES IN EQUITY
FOR THE YEAR ENDED 31 OCTOBER 2014**

	Retained Surpluses	Capital Replacement Fund	Total
Opening Balance, 1 November 2012	749,564	-	749,564
Net Surplus attributable to members	1,106,697	-	1,106,697
Add Prior Period Adjustment - Capitalisation of Leasehold Improvements	31,854	-	31,854
Closing Balance, 31 October 2013	1,888,114	-	1,888,114
Net Surplus attributable to members	1,525,457	-	1,525,457
Less Transfer to Capital Replacement Fund	(20,000)	20,000	-
Closing Balance, 31 October 2014	3,393,571	20,000	3,413,571

**ASSETS AND LIABILITIES STATEMENT
FOR THE YEAR ENDED 31 OCTOBER 2014**

CURRENT ASSETS	Note	2014	2013
Cash at Bank	4	1,960,559	1,782,771
Cash on Hand	4	2,550	2,550
Burton Inventory		-	5,148
Adelaide Shores Inventory		5,271	-
Prepayments		198,820	88,933
Accounts Receivable & Other Debtors	2	290,736	170,937
		2,457,935	2,050,339

NON CURRENT ASSETS

Property, Plant & Equipment at cost	3	3,442,710	1,604,965
Less Accumulated Depreciation		291,516	166,513
		3,151,194	1,438,453
TOTAL ASSETS		5,609,130	3,488,792

CURRENT LIABILITIES

Accounts Payable & Other Payables	649,518	310,599
Accrued Expenses	102,242	95,565
Club Bonds	26,555	15,722
Other Bonds	450	-
GST Payable	(285)	(5,749)
Grants in Advance	962,583	835,528
Income in Advance	174,348	92,752
Secured Loan WBC	21,330	20,063
Payroll Liabilities	39,126	35,317
Provision for Annual Leave	138,229	144,540
Provision for Long Service Leave	56,627	14,275
TOTAL CURRENT LIABILITIES	2,170,722	1,558,613

NON CURRENT LIABILITIES

Secured Loan WBC	20,734	42,064
Provision for Long Service Leave	4,103	-
TOTAL NON CURRENT LIABILITIES	24,837	42,064

TOTAL LIABILITIES	2,195,559	1,600,677
NET ASSETS	\$3,413,571	\$1,888,114

EQUITY

Retained Surpluses	3,393,571	1,888,114
Capital Replacement Fund	20,000	-
TOTAL EQUITY	\$3,413,571	\$1,888,114

STATEMENT OF CASH FLOWS FOR THE YEAR ENDED 31 OCTOBER 2014

CASH FLOWS FROM OPERATING ACTIVITIES	Note	2014	2013
Cash Receipts in the course of Operations		5,487,189	4,800,365
Cash Payments in the course of Operations		(3,490,618)	(4,294,793)
Interest Received		12,728	15,762
Net Cash provided by (used in) Operating Activities	4	2,009,299	521,334
CASH FLOWS FROM INVESTING ACTIVITIES			
Payments for Property, Plant & Equipment		(1,837,744)	(1,291,154)
Proceeds from disposal of Property, Plant & Equipment		-	3,815
Net Cash provided by (used in) Investing Activities		(1,837,744)	(1,287,339)
CASH FLOWS FROM FINANCING ACTIVITIES			
Proceeds from Borrowings (net of repayments)		-	62,127
Repayments of Borrowings		(20,063)	-
Net Cash provided by (used in) Financing Activities		(20,063)	62,127
Net Increase (Decrease) in Cash Held		177,789	(703,878)
Cash at the Beginning of the Financial Year		1,785,320	2,489,198
Cash at the End of the Financial Year	4	1,963,109	1,785,320

NOTES TO THE FINANCIAL STATEMENTS FOR THE YEAR ENDED 31 OCTOBER 2014**NOTE 1: Summary Of Significant Accounting Policies**

The financial statements are special purpose financial statements prepared in order to satisfy the financial reporting requirements of the Associations Incorporation Act 1985. The Committee has determined that the Association is not a reporting entity.

The financial statements have been prepared on an accruals basis and are based on historic costs and do not take into account changing money values or, except where specifically stated, current valuation of non-current assets.

The following significant accounting policies, which are consistent with the previous period unless otherwise stated, have been adopted in the preparation of these financial statements:

(a) Income Tax

Under Section 50.5 of the Income Tax Assessment Act 1997 the income of the Association is exempt from income tax.

(b) Property, Plant & Equipment

The depreciable amount of Property, Plant and equipment is depreciated over the useful lives of the assets to the association commencing from the time the asset is held ready for use.

Leasehold Improvements are depreciated over the shorter of either the unexpired period of the lease (once the organisation takes possession) or the estimated useful lives of the improvements.

Profit and losses on disposal of property, plant & equipment are taken into account in determining the surplus for the year.

(c) Goods & Services Tax (GST)

Revenues, expenses and assets are recognised net of the amount of GST, except where the amount of GST incurred is not recoverable from the Australian Tax Office. In these circumstances the GST is recognised as part of the cost of acquisition of the asset or as part of an item of the expense. Receivables and payables in the assets and liabilities statement are shown as inclusive of GST.

(d) Employee Benefits

Provision is made in respect of the Association's liability for annual leave at balance date. Long service leave is accrued in respect of employees with more than five years employment with the Association.

Contributions are made by the Association to an employee superannuation fund and are charged as expenses when incurred. The Association has no legal obligation to provide benefits to employees on retirement.

(e) Inventories

Inventories are measured at the lower of cost and current replacement cost.

Inventories acquired at no cost, or for nominal consideration, are valued at the current replacement cost as at the date of acquisition.

(f) Revenue and Other Income

Revenue is measured at the fair value of the consideration received or receivable after taking into account any trade discounts and volume rebates allowed.

Interest revenue is recognised using the effective interest rate method, which for floating rate financial assets is the rate inherent in the instrument

Grant income is recognised when the entity obtains control over the funds, which is generally when the grant is acquitted.

If conditions are attached to the grant that must be satisfied before association is eligible to receive the contribution, recognition of the grant as revenue will be deferred until those conditions are met.

NOTE 2: ACCOUNTS RECEIVABLE & OTHER DEBTORS

	2014	2013
Trade Debtors	321,531	215,592
Sundry Debtors	300	21,108
	321,831	236,700
Less: Provision for Doubtful debts	31,095	65,762
	290,736	170,937

NOTE 3: PLANT & EQUIPMENT

Business Equipment at cost	85,411	84,448
Less Accumulated Depreciation	55,523	51,560
	29,888	32,888
Computer Equipment at cost	83,134	80,776
Less Accumulated Depreciation	71,596	62,850
	11,538	17,927
Burton Equipment at cost	138,650	132,245
Less Accumulated Depreciation	64,818	51,271
	73,832	80,974
Barrett Equipment at cost	2,876	2,876
Less Accumulated Depreciation	1,455	507
	1,421	2,369
Adelaide Shores Equipment at cost	5,960	-
Less Accumulated Depreciation	368	-
	5,593	-
Motor Vehicles at cost	91,502	91,502
Less Accumulated Depreciation	16,281	325
	75,221	91,177
Adelaide Shores Leasehold Improvements at cost	2,090,719	1,213,119
Less Accumulated Amortisation	81,475	-
	2,009,244	1,213,119
Parks Leasehold Improvements at cost	944,458	-
Less Accumulated Amortisation	-	-
	944,458	-
Total Property, Plant & Equipment	3,151,194	1,438,453

NOTE 4: CASH FLOW INFORMATION**(a) Reconciliation of Net Surplus to Net Cash Provided by Operating Activities**

Net Surplus (Deficit) for the year	1,525,457	1,106,697
Non Cash Flows in Net Surplus (Deficit):		
Depreciation	125,003	37,610
Profit/Loss on disposal of Property, Plant & Equipment	-	8,051
Changes in Assets and Liabilities:		
(Increase)/Decrease in Inventories	(123)	(902)
(Increase)/Decrease in Prepayments	(106,088)	1,571
(Increase)/Decrease in Sundry Debtors	(84,831)	(11,729)
(Increase)/Decrease in Other Receivables	(300)	-
Increase/(Decrease) in Provision for Doubtful Debts	(34,667)	65,762
Increase/(Decrease) in Payables	353,078	228,659
(Increase)/Decrease in GST Payable	5,464	(84,788)
Increase/(Decrease) in Provisions	40,143	10,805
Increase (Decrease) in Other Operating Liabilities	212,460	(840,402)
Net Cash provided by (used in) Operating Activities	\$2,035,596	\$521,334

(b) Reconciliation of Cash

Cash at the end of the financial period as shown in the statement of cash flows is reconciled to the Assets and Liabilities Statement as follows:

Cash at Bank	1,960,559	1,782,770
Cash on Hand	2,550	2,550
	\$1,963,109	\$1,785,320

NOTE 5: CONTINGENT LIABILITY

A contingent liability exists in relation to the potential repayment of surplus funds to any funding bodies. It is the board's view that any surplus represents unexpended funds and will not be repayable.

INDEPENDENT AUDITOR'S REPORT TO THE MEMBERS OF FOOTBALL FEDERATION SA INCORPORATED

We have audited the accompanying financial report, being a special purpose financial report, of Football Federation SA Incorporated (the association), which comprises the assets and liabilities statement as at 31 October 2014, the income and expenditure statement for the year then ended, statement of changes in equity, statement of cash flows, notes comprising a summary of significant accounting policies and other explanatory information, and the statement by members of the committee.

Committee's Responsibility for the Financial Report

The committee of Football Federation SA Incorporated is responsible for the preparation and fair presentation of the financial report and has determined that the basis of preparation described in Note 1 is appropriate to meet the requirements of the Associations Incorporation Act 1985 and is appropriate to meet the needs of the members. The committee's responsibility also includes such internal control as the committee determines is necessary to enable the preparation and fair presentation of a financial report that is free from material misstatement, whether due to fraud or error.

Auditor's Responsibility

Our responsibility is to express an opinion on the financial report based on our audit. We have conducted our audit in accordance with Australian Auditing Standards. Those standards require that we comply with relevant ethical requirements relating to audit engagements and plan and perform the audit to obtain reasonable assurance whether the financial report is free from material misstatement.

An audit involves performing procedures to obtain audit evidence about the amounts and disclosures in the financial report. The procedures selected depend on the auditor's judgment, including the assessment of the risks of material misstatement of the financial report, whether due to fraud or error. In making those risk assessments, the auditor considers internal control relevant to the association's preparation of the financial report that gives a true and fair view, in order to design audit procedures that are appropriate in the circumstances, but not for the purpose of expressing an opinion on the effectiveness of the association's internal control. An audit also includes evaluating the appropriateness of accounting policies used and the reasonableness of accounting estimates made by the committee, as well as evaluating the overall presentation of the financial report.

We believe that the audit evidence we have obtained is sufficient and appropriate to provide a basis for our audit opinion.

Auditor's Opinion

In our opinion the financial report presents fairly, in all material respects, the financial position of Football Federation SA Incorporated as of 31 October 2014 and its financial performance for the year then ended in accordance with the accounting policies described in Note 1 to the financial statements and the requirements of the Associations Incorporation Act 1985.

Basis of Accounting and Restriction on Distribution

Without modifying our opinion we draw attention to Note 1 of the financial statements, which describes the basis of accounting. The financial report has been prepared to assist Football Federation SA Incorporated to meet the requirements of the Associations Incorporation Act 1985. As a result, the financial report may not be suitable for another purpose.



Trevor Basso - Partner

Basso Newman & Co

Chartered Accountants

Adelaide

Dated this 27th day of April 2015

**basso
newman
& co**
chartered
accountants

Basso Newman & Co
ABN 31 980 764 316

286 Flinders Street
Adelaide, South Australia
PO Box 7033 Hutt Street,
South Australia 5000

Telephone: (08) 8224 0066
Facsimile: (08) 8224 0670

bnc@bassonewman.com.au
www.bassonewman.com.au

"Liability limited by a scheme
approved under Professional
Standards Legislation"

Statistical Information

LEAGUE TABLES - NATIONAL PREMIER LEAGUE 2014

NPL Senior

POS	TEAM	P	W	D	L	B	FF	FA	F	A	GD	PTS
1	MetroStars	26	19	4	3	0	0	0	63	19	44	61
2	West Adelaide	26	16	5	5	0	0	0	56	34	22	53
3	Croydon Kings	26	16	4	6	0	0	0	61	40	21	52
4	Adelaide Blue Eagles	26	15	3	8	0	0	0	50	34	16	48
5	Adelaide Comets	26	14	2	10	0	0	0	53	48	5	44
6	Adelaide City	26	13	3	10	0	0	0	47	33	14	42
7	Campbelltown City	26	12	3	11	0	0	0	39	43	-4	39
8	White City	26	9	5	12	0	0	0	47	50	-3	32
9	Para Hills Knights	26	9	2	15	0	0	0	34	55	-21	29
10	Raiders	26	8	4	14	0	0	0	28	43	-15	28
11	WT Birkalla	26	7	5	14	0	0	0	36	52	-16	26
12	South Adelaide	26	5	10	11	0	0	0	29	40	-11	25
13	Cumberland United	26	5	6	15	0	0	0	32	53	-21	21
14	Western Strikers	26	4	4	18	0	0	0	20	51	-31	16

NPL Reserves

POS	TEAM	P	W	D	L	B	FF	FA	F	A	GD	PTS
1	WT Birkalla	26	18	2	6	0	0	0	62	37	25	56
2	MetroStars	26	16	3	7	0	0	0	61	23	38	51
3	Para Hills Knights	26	15	4	7	0	0	0	46	29	17	49
4	Campbelltown City	26	15	2	9	0	0	0	47	35	12	47
5	Adelaide Blue Eagles	26	12	8	6	0	0	0	55	35	20	44
6	Croydon Kings	26	13	4	9	0	0	0	71	51	20	43
7	Adelaide City	26	11	6	9	0	0	0	42	45	-3	39
8	Adelaide Comets	26	9	9	8	0	0	0	52	35	17	36
9	Raiders	26	10	4	12	0	0	0	44	42	2	34
10	South Adelaide	26	9	3	14	0	0	0	43	60	-17	30
11	Cumberland United	26	8	4	14	0	0	0	37	53	-16	28
12	White City	26	7	6	13	0	0	0	33	53	-20	27
13	Western Strikers	26	7	3	16	0	0	0	36	69	-33	24
14	West Adelaide	26	2	2	22	0	0	0	33	95	-62	8

NPL Under 18

POS	TEAM	P	W	D	L	B	FF	FA	F	A	GD	PTS
1	MetroStars	28	21	3	4	0	0	0	96	30	66	66
2	Croydon Kings	28	19	2	7	0	0	0	96	34	62	59
3	Para Hills Knights	28	17	2	9	0	0	0	82	60	22	53
4	West Adelaide	28	16	2	10	0	0	0	62	45	17	50
5	SA NTC	28	15	3	10	0	0	0	69	63	6	48
6	Campbelltown City	28	14	5	9	0	0	0	86	56	30	47
7	Adelaide Comets	28	12	5	11	0	0	0	60	54	6	41
8	Adelaide Blue Eagles	28	13	2	13	0	0	0	66	64	2	41
9	Raiders	28	11	3	14	0	0	0	61	63	-2	36
10	WT Birkalla	28	10	5	13	0	0	0	64	63	1	35
11	Adelaide City	27	9	7	11	0	0	0	50	51	-1	34
12	Cumberland United	26	10	4	12	0	0	0	52	57	-5	34
13	White City	28	9	3	16	0	0	0	35	84	-49	30
14	South Adelaide	27	4	6	17	0	0	0	36	77	-41	18
15	Western Strikers	28	1	2	25	0	0	0	25	139	-114	5



LEAGUE TABLES - NATIONAL STATE LEAGUE 2014

National State League Senior

POS	TEAM	P	W	D	L	B	FF	FA	F	A	GD	PTS
1	Pirates	30	21	4	3	2	0	0	77	29	48	67
2	Salisbury United	30	19	6	3	2	0	0	60	29	31	63
3	Modbury Jets	30	18	4	6	2	0	0	92	30	62	58
4	Adelaide Olympic	30	17	3	8	2	0	0	59	38	21	54
5	Playford	30	17	2	9	2	0	0	78	44	34	53
6	Adelaide Hills	30	15	4	9	2	0	0	62	31	31	49
7	Western Toros	30	13	4	11	2	0	0	70	44	26	43
8	Cove FC	30	10	6	12	2	0	0	40	54	-14	36
9	Seaford Rangers	30	10	5	13	2	0	0	58	59	-1	35
10	Eastern United	30	8	7	13	2	0	0	42	48	-6	31
11	Sturt Lions	30	8	5	15	2	0	0	32	51	-19	29
12	Adelaide Cobras	30	7	6	15	2	0	0	34	67	-33	27
13	Northern Demons	30	6	6	16	2	0	0	32	61	-29	24
14	Gawler	30	6	1	21	2	0	0	33	108	-75	19
15	Noarlunga United	30	2	3	23	2	0	0	16	92	-76	9

National State League Under 18

POS	TEAM	P	W	D	L	B	FF	FA	F	A	GD	PTS
1	Pirates	30	22	3	3	2	0	0	100	24	76	69
2	Playford	30	19	3	6	2	0	0	91	48	43	60
3	Modbury Jets	30	18	5	5	2	0	0	83	35	48	59
4	Adelaide Cobras	29	17	3	7	2	0	0	83	44	39	54
5	Noarlunga United	30	17	1	10	2	0	0	69	49	20	52
6	Salisbury United	29	15	6	6	2	0	0	87	43	44	51
7	Seaford Rangers	30	16	3	9	2	0	0	89	62	27	51
8	Eastern United	30	16	3	9	2	0	0	80	63	17	51
9	Adelaide Olympic	28	11	0	15	2	0	0	95	85	10	33
10	Gawler	30	9	5	14	2	0	0	54	69	-15	32
11	Adelaide Hills	30	9	1	18	2	0	0	48	102	-54	28
12	Cove FC	29	7	3	17	2	0	0	47	75	-28	24
13	Western Toros	30	6	1	21	2	0	0	38	88	-50	19
14	Northern Demons	29	4	1	22	2	0	0	38	118	-80	13
15	Sturt Lions	30	1	2	25	2	0	0	35	132	-97	5

National State League Reserves

POS	TEAM	P	W	D	L	B	FF	FA	F	A	GD	PTS
1	Modbury Jets	30	19	4	5	2	0	0	86	38	48	61
2	Salisbury United	30	18	6	4	2	0	0	87	38	49	60
3	Adelaide Hills	30	17	6	5	2	0	0	56	27	29	57
4	Eastern United	30	15	7	6	2	0	0	65	34	31	52
5	Seaford Rangers	30	16	4	8	2	0	0	81	57	24	52
6	Playford	30	15	3	10	2	0	0	74	41	33	48
7	Pirates	30	15	3	10	2	0	0	83	68	15	48
8	Northern Demons	30	13	3	12	2	0	0	58	63	-5	42
9	Sturt Lions	30	11	4	13	2	0	0	60	67	-7	37
10	Western Toros	30	9	4	15	2	0	0	52	66	-14	31
11	Cove FC	29	8	6	13	2	0	0	39	57	-18	30
12	Adelaide Cobras	29	9	2	16	2	0	0	54	58	-4	29
13	Adelaide Olympic	28	5	5	16	2	0	0	41	81	-40	20
14	Noarlunga United	30	5	4	19	2	0	0	42	102	-60	19
15	Gawler	30	1	3	24	2	0	0	16	97	-81	6



TOP 10 VOTES NPL

Premier League

CLUB NAME	FIRST NAME	SURNAME	VOTES
Croydon Kings Football Club	Rocco	Visconte	46
West Adelaide Soccer Club	Thomas	Briscoe	32
North Eastern Metrostars Soccer Club	Steven	Grelli	27
Adelaide Blue Eagles	Kym	Harris	26
North Eastern Metrostars Soccer Club	Perry	Mitris	21
Adelaide Comets	Matthew	Bourae	19
Cumberland United Football Club	Robin	Lippett	19
South Adelaide Panthers Football Club	Christopher	Reed	18
White City Woodville (FFSA)	Andrej	Rastovac	17
Para Hills FC	Alexander	Mullen	15
Para Hills FC	Matthew	Marchioro	15
Croydon Kings Football Club	Luke	Klimek	15

State League

CLUB NAME	FIRST NAME	SURNAME	VOTES
Pirates FC	James	Skeffington	34
Playford City Soccer & Community Club	Matthew	Gaston	29
Western Districts Toros	Ali	Toure	27
Modbury Jets	Aaron	Westervelt	26
Western Districts Toros	David	Paladino	26
Adelaide Olympic FC	Christos	Pounendis	25
Seaford Rangers FC	Marc	Talbot	23
Modbury Jets	Timothy	Henderson	19
Gawler Soccer & Sports Club Inc	Armstrong	Gaye	19
Salisbury United Soccer Club Inc	Yamin	Jamal	18
Salisbury United Soccer Club Inc	Aaron	Taye	18
Pirates FC	Johnny	Mavromatis	18
Pirates FC	Nicholas	Mavromatis	18
Modbury Jets	Matthew	Kelly	18

HIGHEST GOAL SCORERS 2014**Seniors**

First Name	Family Name	Competition Name	Club Name	Goals
Perry	Mitris	NPL Premier League	North Eastern Metrostars Soccer Club	22
Michael	Matricciani	NPL Premier League	Campbelltown City Soccer Club	21
Shaun	Mcgreevy	NPL Premier League	Croydon Kings Football Club	21
Calvin	Mbarga	NPL Premier League	Adelaide Blue Eagles	19
Thomas	Briscoe	NPL Premier League	West Adelaide Soccer Club	19
Andreas	Wiens	NPL Premier League	Croydon Kings Football Club	16
Ricardo	Da Silva	NPL Premier League	West Adelaide Soccer Club	16
David	Thornton	NPL Premier League	WT Birkalla FC	15
Nicholas	Bucco	NPL Premier League	Adelaide City FC	10
Samuel	Tesfagabr	NPL Premier League	Adelaide Comets	10
Josh	Quaynor	NPL Premier League	South Adelaide Panthers Football Club	10
Nathan	Andijanto	NPL Premier League	West Adelaide Soccer Club	10

Reserves

First Name	Family Name	Competition Name	Club Name	Goals
Anthony	Dimas	NPL Reserve Grade	Adelaide Blue Eagles	19
Zack	Doyle	NPL Reserve Grade	Raiders FC	16
Andrew	Jenkinson	NPL Reserve Grade	South Adelaide Panthers Football Club	16
Alex	Cosmidis	NPL Reserve Grade	North Eastern Metrostars Soccer Club	12
Terry	Theodorou	NPL Reserve Grade	North Eastern Metrostars Soccer Club	11
Alexander	Dimas	NPL Reserve Grade	Croydon Kings Football Club	11
Matthew	Dawber	NPL Reserve Grade	Adelaide Blue Eagles	11
Eric	Poniatowski	NPL Reserve Grade	Cumberland United Football Club	10
Domenic	Capone	NPL Reserve Grade	Croydon Kings Football Club	10
Maysom	Hussain	NPL Reserve Grade	WT Birkalla FC	9
Vincenzo	Talladira	NPL Reserve Grade	Adelaide City FC	9
Mohamed	Kamara	NPL Reserve Grade	Croydon Kings Football Club	9

Under 18s

First Name	Family Name	Competition Name	Club Name	Goals
Sam	Shoemark	NPL Under 18 Grade	WT Birkalla FC	19
Osman	Fofana	NPL Under 18 Grade	SA NTC	16
Liam	Fleming	NPL Under 18 Grade	Para Hills FC	12
Nicholas	Davis	NPL Under 18 Grade	Campbelltown City Soccer Club	11
Johnny	Koutroumbis	NPL Under 18 Grade	West Adelaide Soccer Club	11
Yianni	Stefanopoulos	NPL Under 18 Grade	West Adelaide Soccer Club	11
Bayley	Dean	NPL Under 18 Grade	Para Hills FC	11
Daniel	Maguire	NPL Under 18 Grade	North Eastern Metrostars Soccer Club	11
Carlo	Armiento	NPL Under 18 Grade	SA NTC	10
Andrew	Dyer	NPL Under 18 Grade	Para Hills FC	10
Joel	Friel	NPL Under 18 Grade	Adelaide Comets	10
Ryan	James	NPL Under 18 Grade	West Adelaide Soccer Club	10
Nemanja	Maksimovic	NPL Under 18 Grade	White City Woodville (FFSA)	10
Kyriakos	Kavuki	NPL Under 18 Grade	Adelaide Blue Eagles	10

Seniors

First Name	Family Name	Competition Name	Club Name	Goals
Charlie	Bowman	State League	Modbury Jets	25
Yamin	Jamal	State League	Salisbury United Soccer Club Inc	21
Armstrong	Gaye	State League	Gawler Soccer & Sports Club Inc	20
Matthew	Gaston	State League	Playford City Soccer & Community Club	17
James	Skeffington	State League	Pirates FC	16
Kindilon	Maclean	State League	Seaford Rangers FC	16
Herman	Fombason	State League	Adelaide Olympic FC	14
Anthony	Taylor	State League	Playford City Soccer & Community Club	14
Nathan	Elliott	State League	Adelaide Hills Hawks	13
Michael	Mastropalo	State League	Pirates FC	13
Mohammad	Nazari	State League	Western Districts Toros	13
Alex	Jackson	State League	Western Districts Toros	13

Reserves

First Name	Family Name	Competition Name	Club Name	Goals
Edward	Cooper	NPL State League Reserve Grade	Adelaide Hills Hawks	19
Daniele	Cardellini	NPL State League Reserve Grade	Pirates FC	16
Patrick	Desilva	NPL State League Reserve Grade	Pirates FC	12
Daniel	Ryan	NPL State League Reserve Grade	Playford City Soccer & Community Club	12
Daniel	Evers	NPL State League Reserve Grade	Seaford Rangers FC	12
Patrick	Paul	NPL State League Reserve Grade	Salisbury United Soccer Club Inc	12
Justin	Kite	NPL State League Reserve Grade	Noarlunga United	11
Jack	Mead	NPL State League Reserve Grade	Pirates FC	11
Abdul	Alahmadi	NPL State League Reserve Grade	Sturt Lions	11
Diddyboy	Momo	NPL State League Reserve Grade	Adelaide Victory FC	10
Andrew	Zamparelli	NPL State League Reserve Grade	Eastern United FC	9
Andrew	Seeley	NPL State League Reserve Grade	Northern Demons	9

Under 18s

First Name	Family Name	Competition Name	Club Name	Goals
Luke	Tollan	NPL State League Under 18 Grade	Seaford Rangers FC	19
John	Hawkins-Romain	NPL State League Under 18 Grade	Seaford Rangers FC	19
Daniel	Jess	NPL State League Under 18 Grade	Cove FC	16
Kristin	Konstandopoulos	NPL State League Under 18 Grade	Adelaide Olympic FC	12
Ryan	Phanos	NPL State League Under 18 Grade	Eastern United FC	12
Jay	Park	NPL State League Under 18 Grade	Adelaide Olympic FC	12
Sebastian	Maron	NPL State League Under 18 Grade	Pirates FC	12
Alex	Vita	NPL State League Under 18 Grade	Gawler Soccer & Sports Club Inc	12
Rhys	Campbell	NPL State League Under 18 Grade	Seaford Rangers FC	11
Panayiotis	Katranis	NPL State League Under 18 Grade	Adelaide Cobras FC	11
Joshua	Partridge	NPL State League Under 18 Grade	Noarlunga United	11
Christopher	Allchurch	NPL State League Under 18 Grade	Pirates FC	10
Jake	Pollard	NPL State League Under 18 Grade	Adelaide Hills Hawks	10
Jack	Mitchell	NPL State League Under 18 Grade	Sturt Lions	10
Jean Claude	Muhanya	NPL State League Under 18 Grade	Adelaide Cobras FC	10

NPL FINALS SERIES

Seniors	<i>Qualifying Final</i>	23/08/2014	West Adelaide	0	vs	MetroStars SC	2	Adelaide Shores Football Centre
	<i>Elimination Finals</i>	23/08/2014	Croydon Kings	4	vs	Adelaide City	0	Polonia Reserve
		24/08/2014	Adelaide Blue Eagles	3	vs	Adelaide Comets	0	Marden Sports Complex
	<i>Qualifying Final</i>	30/08/2014	MetroStars SC	0	vs	West Adelaide	1	TK Shutter Reserve
	<i>Elimination Final</i>	30/08/2014	Croydon Kings	4	vs	Adelaide Blue Eagles	1	Polonia Reserve
	<i>Preliminary Final</i>	6/09/2014	West Adelaide	1 (3)	vs	Croydon Kings	1 (4)	Adelaide Shores Football Centre
	<i>Grand Final</i>	13/09/2014	MetroStars SC	1	vs	Croydon Kings	2	Coopers Stadium
Reserves	<i>Qualifying Final</i>	23/08/2014	WT Birkalla	1	vs	MetroStars SC	1	Adelaide Shores Football Centre
	<i>Elimination Final</i>	23/08/2014	Para Hills Knights	2	vs	Croydon Kings	4	Polonia Reserve
		24/08/2014	Campbelltown	1	vs	Adelaide Blue Eagles	2	Marden Sports Complex
	<i>Qualifying Final</i>	30/08/2014	MetroStars SC	0	vs	WT Birkalla	2	TK Shutter Reserve
	<i>Elimination Final</i>	30/08/2014	Adelaide Blue Eagles	3 (3)	vs	Croydon Kings	3 (0)	Polonia Reserve
	<i>Preliminary Final</i>	6/09/2014	MetroStars SC	2	vs	Adelaide Blue Eagles	1	Adelaide Shores Football Centre
	<i>Grand Final</i>	14/09/2014	WT Birkalla	2	vs	MetroStars	3	Adelaide Shores Football Centre
U18's	<i>Qualifying Final</i>	23/08/2014	Croydon Kings	2	vs	MetroStars SC	3	Adelaide Shores Football Centre
	<i>Elimination Final</i>	23/08/2014	Para Hills	1	vs	Campbelltown	3	Polonia Reserve
		24/08/2014	West Adelaide	3 (4)	vs	SANTC	3 (5)	Marden Sports Complex
	<i>Qualifying Final</i>	30/08/2014	MetroStars SC	0	vs	Croydon Kings	2	TK Shutter Reserve
	<i>Elimination Final</i>	30/08/2014	SANTC	1	vs	Campbelltown	2	Polonia Reserve
	<i>Preliminary Final</i>	6/09/2014	MetroStars SC	4	vs	Campbelltown	2	Adelaide Shores Football Centre
	<i>Grand Final</i>	14/09/2014	Croydon Kings	4	vs	MetroStars SC	3	Adelaide Shores Football Centre

CUP ROUND 1

Seniors

2/03/2014	Raiders	1	Adelaide City	4
15/02/2014	Cumberland Utd	6	Gawler Eagles	0
15/02/2014	Western Strikers	4	Sturt Lions	1
15/02/2014	Campbelltown	2	Adelaide Hills	1
15/02/2014	Eastern Utd	2	WT Birkalla	3
15/02/2014	Seaford	3	Modbury	7
15/02/2014	South Adelaide	1	Port Adelaide Pirates	0
15/02/2014	Playford	3(3)	Adelaide Blue Eagles	3(4)
15/02/2014	Salisbury Utd	0	Comets	4
15/02/2014	Noarlunga Utd	1 (2)	Cove*	1 (2)
15/02/2014	White City	1	Para Hills	2
15/02/2014	West Adelaide	0 (1)	Cobras	0 (0)
15/02/2014	Adelaide Olympic	3	Northern Demons	1

*Cove on penalties 5-3

Reserves

15/02/2014	Cumberland Utd	7	Gawler Eagles	0
15/02/2014	Eastern Utd	2	WT Birkalla	0
15/02/2014	Western Strikers	7	Sturt	2
15/02/2014	Seaford	3	Modbury	4
15/02/2014	South Adelaide	4	Pirates	2
15/02/2014	Playford	2	Adelaide Blue Eagles	4
15/02/2014	Salisbury Utd	0	Comets	6
15/02/2014	Noarlunga Utd	1	Cove	3
15/02/2014	White City	1	Para Hills	2
15/02/2014	West Adelaide	1	Cobras	0
15/02/2014	Olympic	0	Northern Demons	4
18/02/2014	Campbelltown City	2	Adelaide Hills	0
2/03/2014	Raiders	4 (4)	Adelaide City	4 (5)

U18S

15/02/2014	Cumberland Utd	6	Gawler	0
15/02/2014	Eastern Utd	3	WT Birkalla	2
15/02/2014	Western Strikers	9	Sturt	2
15/02/2014	Seaford	2	Modbury	5
15/02/2014	South Adelaide	3	Port Pirates	0
15/02/2014	Playford	2	Adelaide Blue Eagles	7
15/02/2014	Salisbury Utd	1	Comets	3
15/02/2014	Noarlunga Utd	3	Cove	0
15/02/2014	White City	0	Para Hills	7
15/02/2014	West Adelaide	4	Cobras	2
15/02/2014	Adelaide Olympic	6	Northern Demons	0
18/02/2014	Campbelltown	5	Adelaide Hills	1
2/03/2014	Raiders	2	Adelaide City	0



CUP ROUND 2**Seniors**

5/04/2014	Adelaide City	4	Adelaide Blue Eagles	1
5/04/2014	MetroStars	0 (1)	Campbelltown	0 (0)
5/04/2014	South Adelaide	0 (0)	WT Birkalla*	0 (0)
5/04/2014	Olympic	0	Cove	1
5/04/2014	Para Hills	3 (4)	Comets	3 (3)
5/04/2014	Cumberland Utd	1	Croydon	3
5/04/2014	Toros	1	West Adelaide	4
5/04/2014	Western Strikers	2 (3)	Modbury	2 (2)

*Birkalla won on penalties 7-6

Reserves

5/04/2014	South Adelaide	2	Eastern Utd	5
5/04/2014	MetroStars	2	Campbelltown	1
5/04/2014	Para Hills	1	Comets	2
5/04/2014	Northern Demons	3	Cove*	0
5/04/2014	Toros	1	West Adelaide	2
5/04/2014	Cumberland Utd	1 (2)	Croydon Kings	1 (1)
5/04/2014	Western Strikers	2 (3)	Modbury†	2 (3)
5/04/2014	Adelaide City	3	Adelaide Blue Eagles	4

*Cove forfeited due to ineligible player

†Modbury won on penalties 5-4

U18S

5/04/2014	Raiders	0	Adelaide Blue Eagles	6
5/04/2014	Western Toros	0	West Adelaide	8
5/04/2014	Sturt Lions	0	Western Strikers	7
5/04/2014	Cumberland Utd	2	Croydon Kings	3
5/04/2014	South Adelaide	0	Eastern Utd	5
5/04/2014	Adelaide Olympic	8	Noarlunga Utd	2

CUP QUARTER FINALS**Seniors**

30/04/2014	West Torrens Birkalla	0	Western Strikers	2
21/04/2014	Para Hills	1 (1)	West Adelaide	1 (4)
21/04/2014	MetroStars	1 (1)	Adelaide City*	1 (1)
30/04/2014	Cove	0	Croydon	1

*Adelaide City won on penalties 5-4

Reserves

30/04/2014	Eastern Utd	3	Modbury	1
29/04/2014	Northern Demons	2 (3)	Cumberland Utd*	2 (3)
21/04/2014	MetroStars	1	Adelaide Blue Eagles	2
21/04/2014	Adelaide Comets†	3 (3)	West Adelaide	3 (3)

*Cumberland won on penalties 4-2

†Comets won on penalties 3-0

U18S

30/04/2014	Eastern Utd	4	Modbury	2
29/04/2014	Olympic	2	Croydon Kings	3
21/04/2014	Campbelltown	2	Adelaide Blue Eagles	1
21/04/2014	Para Hills Knights	4 (4)	West Adelaide	

SEMI FINALS**Seniors**

14/5/14	Western Strikers	1	West Adelaide	5
7/5/14	Croydon Kings	1	Adelaide City	3

Reserves

13/5/14	Eastern Utd	1	Comets	3
13/5/14	Cumberland	1	Adelaide Blue Eagles	3

U18S

6/5/14	Croydon	0	Campbelltown	2
6/5/14	Eastern United	0 (0)	West Adelaide	0 (2)

CUP FINALS 31/05/2014**Seniors**

Adelaide City	4	West Adelaide	1
---------------	---	---------------	---

Reserves

Adelaide Blue Eagles	1	Comets	0
----------------------	---	--------	---

U18S

West Adelaide	1	Campbelltown	0
---------------	---	--------------	---

COCA-COLA THE ROAD TO THE FINAL**Round 1 - Saturday 15th February 2014**

Raiders	1v4		Adelaide City	Croatia Sports Centre, Main North Road State Sports Park, GEPPS CROSS
Cumberland	6v0		Gawler Eagles	Bailey Reserve
Western Strikers	4v1		Sturt Lions	Carnegie Reserve, Kingston Avenue, ROYAL PARK
Campbelltown	2v1		Adelaide Hills	Steve Woodcock Sports Centre, Stradbroke Road, NEWTON
Eastern United	2v3		WT Birkalla	Athelstone Recreation Reserve
Seaford	3v7		Modbury	Karingal Reserve
South Adelaide	1v0		Port Pirates	O'Sullivans Beach Sports Ground
Playford	3v3	EHT 3-3 EFT 3-4	Adelaide Blue Eagles	Ramsay Park, Barfield Crescent, ELIZABETH WEST
Salisbury United	0v4		Comets	Steve Jarvis Park, Decimal Road, SALISBURY
Noarlunga	1v1	EHT 2-2 EFT 2-2 3-5 penalties	Cove	Wilfred Taylor Reserve
White City	1v2		Para Hills	Frank Mitchell Park, Cnr Todville & Minns Street East, WOODVILLE EAST
West Adelaide	0v0	EHT 0-0 EFT 1-0	Cobras	Adelaide Shores
Adelaide Olympic	3v1		Northern Demons	Ferryden Park Reserve

Round 2 - Saturday 5th April 2014

Adelaide City	4v1		Adelaide Blue Eagles	Adelaide City Park, Cnr Fosters Road & Hilltop Drive, OAKDEN
Metro Stars	0v0	EHT 0-0 EFT 1-0	Campbelltown	TK Shutter Reserve
South Adelaide	0v0	EHT 0-0 EFT 0-0 6-7 penalties	WT Birkalla	O'Sullivans Beach Sports Ground
Adelaide Olympic	0v1		Cove	Ferryden Park Reserve
Para Hills	3v3	EHT 3-3 EFT 4-3	Comets	Tha Paddocks, Bridge Road, PARA HILLS
Cumberland	1v3		Croydon	Bailey Reserve
Western Toros	1v4		West Adelaide	Rushworth Reserve, Anson Street, BLAIR ATHOL
Western Strikers	2v2	EHT 3-2 EFT 3-2	Modbury	Carnegie Reserve, Kingston Avenue, ROYAL PARK

Quarter Finals - Monday 21st April 2014 & Wednesday 30th April 2014

Cove	0v1		Croydon	Adelaide Shores
Metro Stars	1v1	EHT 1-1 EFT 1-1 4-5 penalties	Adelaide City	TK Shutter Reserve
Para Hills	1v1	EHT 1-3 EFT 1-4	West Adelaide	Tha Paddocks, Bridge Road, PARA HILLS
WT Birkalla	0v2		Western Strikers	Jack Smith Park, Saratoga Drive & Morphet Road, NOVAR GARDENS

Semi Finals - Wednesday 7th & 14th May

Western Strikers	1v5	West Adelaide	Adelaide Shores
Croydon Kings	1v3	Adelaide City	Adelaide Shores

Cup Final - Saturday 31st May 2014

Adelaide City	4v1	West Adelaide	Coopers Stadium
---------------	-----	---------------	-----------------



2014 GIRLS & WOMEN'S TABLES

Women's Premier League

Pos	Team	P	W	L	D	F	A	GD	Pts
1	Adelaide City	16	14	1	1	53	13	40	43
2	MUWFC	16	12	2	2	56	24	32	38
3	West Adelaide	16	12	3	1	58	25	33	37
4	Sturt Marion	16	9	5	2	43	25	18	29
5	Cumberland United	16	5	8	3	25	36	-11	18
6	Para Hills Knights	16	4	9	3	19	30	-11	15
7	FFSA U14/15 Girls	16	4	11	1	25	42	-17	13
8	Adelaide University	16	3	10	3	32	41	-9	12
9	Fulham United	16	0	14	2	12	87	-75	2

Women's Reserve League

Pos	Team	P	W	L	D	F	A	GD	Pts
1	MUWFC	16	13	1	2	97	19	78	41
2	Adelaide City	16	11	4	1	70	25	45	34
3	Para Hills Knights	16	9	5	2	49	39	10	29
4	FFSA U14/15 Girls	16	9	6	1	49	39	10	28
5	Adelaide University	15	8	5	2	46	41	5	26
6	West Adelaide	16	8	8	0	59	42	17	24
7	Sturt Marion	15	6	8	1	46	49	-3	19
8	Cumberland United	16	2	13	1	22	82	-60	7
9	Fulham United	16	0	16	0	9	111	-102	0

Round 11 - Adelaide University v Sturt Marion - No Play Game

Women's Division 1

Pos	Team	P	W	L	D	F	A	GD	Pts
1	Stirling Districts	18	14	1	3	65	17	48	45
2	Salisbury Inter	18	14	2	2	65	19	46	44
3	Adelaide University	18	9	5	4	28	17	11	31
4	South Adelaide	18	8	8	2	35	34	1	26
5	Seaford Rangers	17	7	9	1	45	40	5	22
6	Para Hills United	17	1	14	2	19	67	-48	5
7	Cumberland United	18	1	15	2	13	76	-63	5
8	Flinders Flames White	0	0	0	0	0	0	0	0

Round 12 - Para Hills United v Seaford Rangers - No Play Game

Women's Division 2

Pos	Team	P	W	L	D	F	A	GD	Pts
1	MUWFC	21	15	4	2	68	29	39	47
2	Parafield Gardens	21	13	4	4	61	26	35	43
3	Flinders Flames	21	9	7	5	52	57	-5	32
4	Adelaide Jaguars	21	9	10	2	37	38	-1	29
5	Adelaide City	21	7	9	5	36	46	-10	26
6	Para Hills East	21	7	11	3	40	56	-16	24
7	Raiders	21	6	11	4	42	56	-14	22
8	Elizabeth Vale	21	5	15	1	38	66	-28	16

Women's Division 3

Pos	Team	P	W	L	D	F	A	GD	Pts
1	Salisbury Inter	21	18	1	2	78	7	71	56
2	E.E.FC	20	15	4	1	67	14	53	46
3	Stirling Districts	21	14	3	4	63	13	50	46
4	Para Hills United	21	8	9	4	39	26	13	28
5	Adelaide University	20	5	7	8	29	23	6	23
6	Strathalbyn	20	5	12	3	45	61	-16	18
7	Flinders Flames	21	3	14	4	16	83	-67	13
8	Hahndorf	20	1	19	0	7	117	-110	3

Round 13 - Adelaide University v Hahndorf - No Play Game

Round 19 - Strathalbyn v E.E.FC - No Play Game

Women's Division 4

Pos	Team	P	W	L	D	F	A	GD	Pts
1	Eastern United	18	14	4	0	59	24	35	42
2	Salisbury Inter	18	12	4	2	35	18	17	38
3	Elizabeth Downs	18	11	3	4	38	14	24	37
4	Elizabeth Vale	18	11	4	3	42	14	28	36
5	Playford City	18	8	7	3	28	17	11	27
6	Elizabeth Grove	18	6	11	1	22	35	-13	19
7	Pirates	17	4	8	5	29	46	-17	17
8	Ingle Farm	17	3	9	5	18	42	-24	14
9	Modbury Vista	18	3	11	4	23	48	-25	13
10	Brahma Lodge	18	2	13	3	12	48	-36	9

Round 12 - Pirates v Ingle Farm - No Play Game

Women's Division 5

Pos	Team	P	W	L	D	F	A	GD	Pts
1	Gawler	21	21	0	0	148	5	143	63
2	UniSA	21	16	5	0	82	20	62	48
3	Para Hills East	21	12	9	0	48	33	15	36
4	Flinders Flames Red	21	7	10	4	20	71	-51	25
5	Para Hills United	20	5	10	5	20	51	-31	20
6	Northern Wolves	21	4	10	7	10	30	-20	19
7	Flinders Flames White	20	4	13	3	13	74	-61	15
8	Salisbury Inter	21	3	15	3	15	72	-57	12

Round 11 - Para Hills United v Flinders Flames White - No Play Game

Women's Collegiate League

Pos	Team	P	W	L	D	F	A	GD	Pts
1	Seymour Blue	18	16	2	0	102	20	82	48
2	Birdwood High School	17	14	2	1	98	13	85	43
3	Mercedes Old Collegians	17	12	3	2	75	15	60	38
4	Old Ignatians	18	11	5	2	51	22	29	35
5	St Peters Old Scholars	17	10	5	2	54	28	26	32
6	Westminster Old Scholars	18	9	8	1	59	35	24	28
7	Pembroke Old Scholars	17	5	12	0	23	53	-30	15
8	Seymour Green	18	3	15	0	17	108	-91	9
9	Mercedes	18	2	16	0	14	92	-78	6
10	Adelaide University	18	2	16	0	17	124	-107	6

Round 12 - St Peters Old Scholars v Pembroke Old Scholars - No Play Game

Under 17 Girls

Pos	Team	P	W	L	D	F	A	GD	Pts
1	Adelaide Blue Eagles	21	18	1	2	64	19	45	56
2	Para Hills Knights	22	17	3	2	98	20	78	53
3	Cumberland United	22	17	3	2	91	27	64	53
4	MUWFC	22	14	5	3	66	30	36	45
5	Para Hills East	21	10	7	4	40	37	3	34
6	Adelaide Comets	22	9	10	3	50	37	13	30
7	Stirling Districts	21	8	12	1	46	53	-7	25
8	Sturt Marion	21	8	13	0	61	63	-2	24
9	South Adelaide	22	7	14	1	53	69	-16	22
10	Adelaide University	20	5	13	2	31	47	-16	17
11	West Adelaide	21	5	16	0	35	86	-51	15
12	Adelaide Jaguars	21	0	21	0	3	150	-147	0

Round 1 - West Adelaide v Adelaide University - No Play Game

Round 11 - Stirling Districts v Adelaide Jaguars - No Play Game

Round 15 - Sturt Marion v Para Hills East - No Play Game

Under 15 Girls Red

Pos	Team	P	W	L	D	F	A	GD	Pts
1	Cumberland United	16	11	0	5	48	15	33	38
2	Adelaide City Black	16	11	2	3	47	17	30	36
3	Adelaide University	16	8	3	5	50	24	26	29
4	Fulham United	16	8	6	2	45	23	22	26
5	Adelaide Comets	16	6	6	4	31	36	-5	22
6	Campbelltown City	16	5	9	2	24	44	-20	17
7	South Adelaide	16	3	10	3	26	54	-28	12
8	Para Hills Knights	16	2	10	4	18	47	-29	10
9	MUWFC	16	2	10	4	19	48	-29	10

Under 15 Girls Blue

Pos	Team	P	W	L	D	F	A	GD	Pts
1	Adelaide Jaguars	14	12	1	1	37	10	27	37
2	Fulham United	14	11	2	1	45	16	29	34
3	Gawler	14	10	2	2	55	11	44	32
4	Adelaide City White	14	7	6	1	34	29	5	22
5	Adelaide University	14	5	7	2	31	31	0	17
6	Cumberland United	14	3	10	1	27	48	-21	10
7	Para Hills East	14	1	11	2	9	50	-41	5
8	Para Hills United	14	1	11	2	7	50	-43	5

Under 13 Girls Red

Pos	Team	P	W	L	D	F	A	GD	Pts
1	Campbelltown City	18	15	1	2	61	8	53	47
2	Fulham United	18	12	2	4	39	10	29	40
3	Adelaide City Black	18	11	3	4	30	16	14	37
4	South Adelaide	18	5	10	3	22	35	-13	18
5	Adelaide Comets	18	4	12	2	27	50	-23	14
6	Cumberland United	18	3	11	4	11	38	-27	13
7	MUWFC	18	3	14	1	17	50	-33	10

Under 13 Girls Blue

Pos	Team	P	W	L	D	F	A	GD	Pts
1	Adelaide Jaguars	18	11	1	6	41	17	24	39
2	Para Hills East	18	11	3	4	45	16	29	37
3	Cumberland United	17	9	5	3	45	22	23	30
4	Adelaide City White	18	7	7	4	29	22	7	25
5	Adelaide University	18	5	8	5	24	30	-6	20
6	West Adelaide	17	4	11	2	22	40	-18	14
7	Fulham United	18	2	14	2	9	68	-59	8

Round 12 - West Adelaide v Cumberland United - No Play Game

2014 GIRLS & WOMEN'S LEAGUE WINNERS

2014 Girls and Women's League

League	Winner	Runner Up
Women's Premier League	Adelaide City WFC	MUWFC
Women's Reserve League	MUWFC	Adelaide City WFC
Women's Division 1	Stirling Districts	Salisbury Inter
Women's Division 2	MUWFC	Parafield Gardens
Women's Division 3	Salisbury Inter	E.E.FC
Women's Division 4	Eastern United	Salisbury Inter
Women's Division 5	Gawler	UniSA
Women's Collegiate League	Seymour Blue	Birdwood High School
Under 17 Girls	Adelaide Blue Eagles	Cumberland United
Under 15 Girls Red	Cumberland United	Adelaide City WFC
Under 15 Girls Blue	Adelaide Jaguars	Fulham United
Under 13 Girls Red	Campbelltown City	Fulham United
Under 13 Girls Blue	Adelaide Jaguars	Para Hills East

2014 Cup Winners

Cup	Winner	Runner Up
Women's Premier Cup	West Adelaide	Adelaide City
Women's Division 1/2/3 Cup	Stirling Districts	Salisbury Inter
Women's Division 4/5/Collegiate Cup	St Peters	Mercedes Old Scholars
Under 17 Girls Cup	Sturt Marion	Adelaide Comets
Under 15 Girls Cup	Adelaide Comets	Adelaide University
Under 13 Girls Cup	Campbelltown City	Fulham United



2014 JUNIOR PREMIER AND STATE LEAGUE WINNERS



2014 Junior Premier League

Team	Winner
Under 12 Blue JPL	Modbury Jets
Under 12 Red JPL	The Cove FC
Under 12 Yellow JPL	Raiders FC
Under 13A JPL	Cumberland United
Under 13B JPL	Adelaide Blue Eagles
Under 13C JPL	Adelaide Hills
Under 14A JPL	West Adelaide
Under 14B JPL	Playford City
Under 15A JPL	Raiders FC
Under 15B JPL	Playford City
Under 15C JPL	Eastern United
Under 16A JPL	Adelaide City
Under 16B JPL	Playford City
Under 16C JPL	Seaford
Under 17A JPL	Cumberland United
Under 17B JPL	Eastern United

2014 Junior State League

Team	Winner
Under 12 Blue JSL	Fulham United
Under 12 Red JSL	WT Birkalla
Under 13 Blue JSL	Cumberland United Gold
Under 13 Red JSL	WT Birkalla
Under 14 Blue JSL	Para Hills FC
Under 14 Red JSL	Cumberland United
Under 15 JSL	Cumberland United



U12 Blue JPL

Pos	Team	P	W	L	D	F	A	GD	Pts
1	Modbury Jets	21	15	1	5	94	18	76	50
2	Campbelltown City	21	14	3	4	103	30	73	46
3	Playford City	21	14	3	4	88	34	54	46
4	Adelaide Blue Eagles	21	12	6	3	67	41	26	39
5	Skilleros Girls	21	7	12	2	50	66	-16	23
6	Eastern United	21	5	14	2	41	98	-57	17
7	Croydon Kings	21	4	13	4	46	96	-50	16
8	Salisbury United	21	0	19	2	27	133	-106	2

U12 Red JPL

Pos	Team	P	W	L	D	F	A	GD	Pts
1	The Cove FC	17	16	1	0	120	12	108	48
2	Cumberland United	18	15	2	1	131	18	113	46
3	South Adelaide	18	13	5	0	72	34	38	39
4	Adelaide Cobras	18	12	4	2	91	32	59	38
5	WT Birkalla	18	11	6	1	98	25	73	34
6	White City FC	18	5	11	2	38	125	-87	17
7	Adelaide Hills	17	3	12	2	36	98	-62	11
8	Seaford	18	3	13	2	34	135	-101	11
9	Noarlunga United	18	2	14	2	25	95	-70	8
10	Sturt Lions	18	0	12	6	19	92	-73	6

U12 Yellow JPL

Pos	Team	P	W	L	D	F	A	GD	Pts
1	Raiders FC	20	18	0	2	158	18	140	56
2	Adelaide City	21	17	3	1	110	22	88	52
3	NE MetroStars	21	15	5	1	106	44	62	46
4	Adelaide Comets	21	9	10	2	77	55	22	29
5	Western Strikers	20	8	11	1	63	66	-3	25
6	Para Hills FC	21	5	14	2	42	69	-27	17
7	West Adelaide	21	5	14	2	39	112	-73	17
8	Adelaide Olympic	21	0	20	1	13	222	-209	1

U13A JPL

Pos	Team	P	W	L	D	F	A	GD	Pts
1	Cumberland United	18	15	3	0	71	38	33	45
2	Adelaide City	18	13	4	1	58	32	26	40
3	Raiders FC	18	10	4	4	65	39	26	34
4	Adelaide Comets	18	10	6	2	62	32	30	32
5	NE MetroStars	18	8	9	1	58	49	9	25
6	Playford City	18	7	9	2	44	44	0	23
7	Para Hills FC	18	6	9	3	30	47	-17	21
8	Modbury Jets	18	6	11	1	40	58	-18	19
9	WT Birkalla	18	5	12	1	43	65	-22	16
10	West Adelaide	18	1	14	3	28	95	-67	6

U13B JPL

Pos	Team	P	W	L	D	F	A	GD	Pts
1	Adelaide Blue Eagles	18	15	3	0	92	26	66	45
2	Western Strikers	18	13	1	4	59	11	48	43
3	Campbelltown City	18	13	3	2	91	28	63	41
4	Pirates FC	18	11	5	2	65	29	36	35
5	Croydon Kings	18	10	4	4	54	24	30	34
6	Seaford	18	9	7	2	74	38	36	29
7	South Adelaide	18	4	13	1	31	103	-72	13
8	White City FC	18	4	14	0	28	106	-78	12
9	Adelaide Olympic	18	3	14	1	28	103	-75	10
10	The Cove FC	18	0	18	0	0	54	-54	0

U13C JPL

Pos	Team	P	W	L	D	F	A	GD	Pts
1	Adelaide Hills	21	18	3	0	124	35	89	54
2	Eastern United	21	17	3	1	117	43	74	52
3	The Cove FC	21	12	8	1	54	49	5	37
4	Adelaide Cobras	21	11	9	1	74	62	12	34
5	Salisbury United	21	10	9	2	67	70	-3	32
6	Sturt Lions	21	6	12	3	57	78	-21	21
7	Gawler	21	4	16	1	40	82	-42	13
8	Western Toros	21	1	19	1	28	142	-114	4

U14A JPL

Pos	Team	P	W	L	D	F	A	GD	Pts
1	West Adelaide	24	16	5	3	73	52	21	51
2	Adelaide City	24	16	6	2	63	35	28	50
3	Skilleeroos Boys	23	14	4	5	68	33	35	47
4	Cumberland United	23	12	4	7	32	17	15	43
5	Campbelltown City	24	11	8	5	51	40	11	38
6	WT Birkalla	24	12	11	1	43	38	5	37
7	Para Hills FC	24	9	10	5	41	50	-9	32
8	Croydon Kings	23	9	11	3	56	57	-1	30
9	Western Strikers	24	8	12	4	71	63	8	28
10	Raiders FC	24	8	12	4	57	59	-2	28
11	Salisbury United	23	8	14	1	32	55	-23	25
12	Adelaide Blue Eagles	24	4	15	5	38	63	-25	17
13	South Adelaide	24	4	19	1	35	98	-63	13

U14B JPL

Pos	Team	P	W	L	D	F	A	GD	Pts
1	Playford City	18	15	1	2	120	27	93	47
2	NE MetroStars	18	15	3	0	83	16	67	45
3	Adelaide Comets	18	14	2	2	77	16	61	44
4	Adelaide Cobras	17	12	4	1	56	24	32	37
5	White City FC	18	8	10	0	39	62	-23	24
6	Sturt Lions	18	7	9	2	40	58	-18	23
7	Eastern United	17	5	10	2	22	63	-41	17
8	Northern Demons	17	5	12	0	30	59	-29	15
9	Seaford	18	1	15	2	15	76	-61	5
10	The Cove FC	17	0	16	1	8	89	-81	1

U15A JPL

Pos	Team	P	W	L	D	F	A	GD	Pts
1	Raiders FC	22	21	0	1	88	13	75	64
2	Adelaide City	22	16	4	2	61	22	39	50
3	WT Birkalla	22	15	4	3	100	40	60	48
4	Cumberland United	22	15	4	3	62	22	40	48
5	Western Strikers	22	10	8	4	42	50	-8	34
6	SA U14 Boys	22	9	10	3	57	54	3	30
7	NE MetroStars	22	8	11	3	35	35	0	27
8	Adelaide Comets	22	7	12	3	34	55	-21	24
9	Campbelltown City	22	7	13	2	43	63	-20	23
10	Modbury Jets	22	4	16	2	34	84	-50	14
11	Para Hills FC	22	2	17	3	15	61	-46	9
12	West Adelaide	22	2	17	3	34	106	-72	9

U15B JPL

Pos	Team	P	W	L	D	F	A	GD	Pts
1	Playford City	21	17	2	2	91	18	73	53
2	Adelaide Hills	21	14	5	2	68	25	43	44
3	Noarlunga United	21	11	5	5	54	36	18	38
4	Adelaide Blue Eagles	21	10	7	4	68	44	24	34
5	Croydon Kings	21	8	9	4	46	43	3	28
6	White City FC	21	7	10	4	38	56	-18	25
7	NTC Girls	21	3	14	4	32	76	-44	13
8	Pirates FC	21	1	19	1	8	107	-99	4

U15C JPL

Pos	Team	P	W	L	D	F	A	GD	Pts
1	Eastern United	20	16	2	2	93	24	69	50
2	South Adelaide	21	16	3	2	56	26	30	50
3	Salisbury United	20	9	5	6	60	40	20	33
4	Seaford	19	8	8	3	47	35	12	27
5	Sturt Lions	21	8	10	3	53	48	5	27
6	The Cove FC	21	6	10	5	38	59	-21	23
7	Adelaide Cobras	21	5	12	4	47	62	-15	19
8	Western Toros	21	1	19	1	35	135	-100	4

U16A JPL

Pos	Team	P	W	L	D	F	A	GD	Pts
1	Adelaide City	21	18	2	1	67	16	51	55
2	Campbelltown City	22	16	4	2	67	28	39	50
3	WT Birkalla	21	15	4	2	68	16	52	47
4	Adelaide Comets	22	12	6	4	58	40	18	40
5	Cumberland United	22	10	5	7	54	48	6	37
6	NE MetroStars	22	10	8	4	41	34	7	34
7	Adelaide Blue Eagles	22	9	10	3	54	46	8	30
8	West Adelaide	22	6	9	7	44	59	-15	25
9	Western Strikers	22	6	12	4	44	50	-6	22
10	Para Hills FC	22	3	14	5	29	79	-50	14
11	Salisbury United	22	2	17	3	22	78	-56	9
12	Croydon Kings	22	2	18	2	31	85	-54	8

U16B JPL

Pos	Team	P	W	L	D	F	A	GD	Pts
1	Playford City	17	13	2	2	52	14	38	41
2	Adelaide Hills	18	12	3	3	54	37	17	39
3	Raiders FC	18	12	4	2	62	26	36	38
4	Gawler	18	7	2	9	36	20	16	30
5	White City FC	18	9	7	2	39	38	1	29
6	South Adelaide	18	9	9	0	48	51	-3	27
7	Modbury Jets	18	6	11	1	46	66	-20	19
8	Pirates FC	18	5	10	3	27	38	-11	18
9	Eastern United	17	1	13	3	20	52	-32	6
10	Sturt Lions	18	1	14	3	22	65	-43	6

U16C JPL

Pos	Team	P	W	L	D	F	A	GD	Pts
1	Seaford	16	15	1	0	72	19	53	45
2	Adelaide Olympic	16	13	2	1	71	18	53	40
3	Adelaide City JSL	16	12	4	0	47	22	25	36
4	Cumberland United JSL	16	8	7	1	46	30	16	25
5	The Cove FC	16	7	7	2	37	40	-3	23
6	Campbelltown City JSL	16	7	8	1	35	28	7	22
7	Western Strikers JSL	16	4	11	1	35	57	-22	13
8	Fulham United	16	1	14	1	16	72	-56	4
9	Western Toros	16	1	14	1	22	95	-73	4

U17A JPL

Pos	Team	P	W	L	D	F	A	GD	Pts
1	Cumberland United	22	15	3	4	77	27	50	49
2	NE MetroStars	22	14	4	4	64	20	44	46
3	Croydon Kings	22	15	6	1	62	19	43	46
4	Para Hills FC	22	13	3	6	59	38	21	45
5	Playford City	22	11	4	7	44	21	23	40
6	Adelaide City	22	12	6	4	49	31	18	40
7	Modbury Jets	22	7	9	6	37	35	2	27
8	White City FC	22	7	12	3	35	57	-22	24
9	Campbelltown City	22	6	13	3	34	63	-29	21
10	Adelaide Comets	22	5	12	5	36	52	-16	20
11	Adelaide Cobras	22	5	16	1	26	94	-68	16
12	Seaford	22	0	22	0	0	66	-66	0

U17B JPL

Pos	Team	P	W	L	D	F	A	GD	Pts
1	Eastern United	21	15	3	3	63	29	34	48
2	Fulham United	21	15	5	1	61	31	30	46
3	Salisbury United	21	14	4	3	70	27	43	45
4	Cumberland United JSL	21	10	6	5	47	33	14	35
5	Croydon Kings JSL	21	9	9	3	45	39	6	30
6	Noarlunga United	21	8	11	2	49	49	0	26
7	Modbury Jets JSL	21	3	17	1	30	79	-49	10
8	Plympton Bulldogs	21	1	20	0	22	100	-78	3

U12 Blue JSL

Pos	Team	P	W	L	D	F	A	GD	Pts
1	Fulham United	22	18	3	1	99	26	73	55
2	Adelaide City White JSL	22	15	2	5	83	38	45	50
3	Raiders FC JSL	22	14	5	3	78	37	41	45
4	Para Hills FC JSL	22	13	5	4	56	28	28	43
5	Adelaide City Black JSL	22	11	6	5	65	29	36	38
6	Cumberland United Gold JSL	21	10	8	3	62	48	14	33
7	Campbelltown City JSL	21	10	8	3	51	47	4	33
8	NE MetroStars JSL	22	8	12	2	68	69	-1	26
9	Modbury Vista	22	7	12	3	47	53	-6	24
10	Vipers FC	22	4	18	0	39	110	-71	12
11	Adelaide Blue Eagles JSL	22	4	18	0	34	116	-82	12
12	Paralowie Eagles	22	2	19	1	20	101	-81	7

U12 Red JSL

Pos	Team	P	W	L	D	F	A	GD	Pts
1	WT Birkalla JSL	18	16	1	1	115	16	99	49
2	Cumberland United Green JSL	18	16	2	0	101	30	71	48
3	SA Central	18	15	2	1	113	30	83	46
4	Adelaide Comets JSL	18	9	7	2	64	55	9	29
5	Adelaide Cobras JSL	18	6	9	3	49	68	-19	21
6	Plympton Bulldogs	18	5	8	5	47	71	-24	20
7	West Adelaide JSL	18	5	8	5	39	71	-32	20
8	South Adelaide JSL	18	3	13	2	39	94	-55	11
9	Western Strikers JSL	18	2	13	3	43	91	-48	9
10	Sturt Lions JSL	18	1	15	2	31	115	-84	5

U13 Blue JSL

Pos	Team	P	W	L	D	F	A	GD	Pts
1	Cumberland United Gold JSL	17	17	0	0	102	18	84	51
2	Raiders FC JSL	18	14	4	0	106	35	71	42
3	Fulham United Black	18	13	5	0	67	36	31	39
4	NE MetroStars JSL	18	11	5	2	78	50	28	35
5	Campbelltown City JSL	17	10	7	0	57	49	8	30
6	Playford City JSL	18	7	11	0	53	70	-17	21
7	Para Hills FC JSL	18	5	9	4	43	73	-30	19
8	Vipers FC	18	6	12	0	55	66	-11	18
9	Adelaide Blue Eagles JSL	18	1	15	2	20	84	-64	5
10	Modbury Jets JSL	18	1	17	0	18	118	-100	3

U13 Red JSL

Pos	Team	P	W	L	D	F	A	GD	Pts
1	WT Birkalla JSL	18	16	1	1	115	16	99	49
2	Cumberland United Green JSL	18	15	1	2	110	19	91	47
3	Adelaide City JSL	18	12	2	4	77	22	55	40
4	West Adelaide JSL	18	10	7	1	52	48	4	31
5	Plympton Bulldogs	18	8	8	2	56	57	-1	26
6	Western Strikers JSL	18	8	9	1	40	70	-30	25
7	Seaford JSL	18	5	10	3	37	78	-41	18
8	The Cove FC JSL	18	5	12	1	31	46	-15	16
9	Fulham United White	18	3	15	0	42	98	-56	9
10	Henley Heat	18	0	17	1	15	121	-106	1

U14 Blue JSL

Pos	Team	P	W	L	D	F	A	GD	Pts
1	Para Hills FC JSL	21	18	1	2	110	31	79	56
2	Campbelltown City JSL	21	13	4	4	73	48	25	43
3	Plympton Bulldogs Red	21	12	3	6	74	32	42	42
4	Playford City JSL	21	9	9	3	46	41	5	30
5	Western Strikers JSL	21	8	10	3	58	57	1	27
6	Modbury Vista	21	7	11	3	55	62	-7	24
7	Adelaide City JSL	21	3	12	6	37	60	-23	15
8	Adelaide Olympic	21	0	20	1	18	145	-127	1

U14 Red JSL

Pos	Team	P	W	L	D	F	A	GD	Pts
1	Cumberland United JSL	21	19	0	2	112	22	90	59
2	West Adelaide JSL	21	13	5	3	83	48	35	42
3	Fulham United	20	11	5	4	73	49	24	37
4	SA Central	20	8	8	4	41	53	-12	28
5	Adelaide Comets JSL	21	5	11	5	49	72	-23	20
6	South Adelaide JSL	20	5	11	4	61	83	-22	19
7	AUSC-NAC	20	5	14	1	30	65	-35	16
8	Plympton Bulldogs Black	21	2	14	5	28	85	-57	11

U15 JSL

Pos	Team	P	W	L	D	F	A	GD	Pts
1	Cumberland United JSL	23	19	3	1	113	37	76	58
2	Raiders FC JSL	24	18	5	1	107	47	60	55
3	Para Hills FC JSL	24	16	4	4	76	29	47	52
4	Modbury Vista	24	15	6	3	86	39	47	48
5	Playford City JSL	24	13	9	2	55	45	10	41
6	Plympton Bulldogs Red	24	11	10	3	69	66	3	36
7	Adelaide City JSL	24	9	10	5	45	45	0	32
8	Adelaide Comets JSL	24	9	11	4	59	66	-7	31
9	West Adelaide JSL	24	9	12	3	49	82	-33	30
10	Plympton Bulldogs Black	24	8	15	1	55	76	-21	25
11	Campbelltown City JSL	24	6	16	2	53	78	-25	20
12	Vipers FC	23	2	17	4	30	110	-80	10
13	Western Strikers JSL	24	1	18	5	23	100	-77	8



AWARD NIGHT TABLES

Top Sergio Melta Medal (Premier League)

Rocco Visconte	Croydon Kings	46
Thomas Briscoe	West Adelaide	32
Steven Grelli	MetroStars	27
Kym Harris	Adelaide Blue Eagles	26
Perry Mitris	MetroStars	21
Matthew Bouraee	Adelaide Comets	19
Robin Lippett	Cumberland United	19
Christopher Reed	South Adelaide	18
Andrej Rastovac	White City	17
Alexander Mullen	Para Hills Knights	15
Matthew Marchioro	Para Hills Knights	15
Luke Klimek	Croydon Kings	15

Bob Telfer Medal (State League)

The 2014 Bob Telfer Medal was won by James Skeffington from the recently promoted side, Port Adelaide Lion SC (Pirates). James received 34 votes for the State League Player of the Year Award.

South Australian National Premier League Team of the Year

Rocco Visconte	Croydon Kings
Nicholas Munro	Croydon Kings
Allan Welsh	Croydon Kings
Paul Pezos	West Adelaide
Ricardo Da Silva	West Adelaide
Nicholas Bucco	Adelaide City
Matthew Halliday	Adelaide City
Joel Allwright	Adelaide City
Shaun Harvey	Campbelltown City
Alex Mullen	Para Hills Knights
Perry Mitris	MetroStars

Top Shirley Brown Premier League (Women's League)

Daniela Di Bartolo	Adelaide City	22
Ruth Wallace	West Adelaide	21
Elise Garlick	Sturt Marion	14
Nicole Tilley	Para Hills Knights	13
Sarah Chappel	Sturt Marion	13
Ebony Weidenbach	MUWFC	13
Isabella Scalzi	Adelaide City	12
Tahlia Mcgrath	Cumberland United	12
Isabella Blaess	Sturt Marion	12
Abby Touchette	Cumberland United	11
Marijana Rajcic	MUWFC	11
Georgia Campagnale	Adelaide City	11

RESERVES LEAGUES

Premier League	
Charlie Caruso Trophy	
Costa Zacharopoulos	South Adelaide
State League	
Len Alagich Trophy	
Nigel Young	Northern Demons

U18 LEAGUES

Premier League	
John Francis Trophy	
Linus Johnston	MetroStars
State League	
Rab Jones Trophy	
Andre Machochi	Salisbury United

PREMIER LEAGUE COACH OF THE YEAR

(Martyn Crook Award)

Ivan Karlovic	MetroStars
---------------	------------

STATE LEAGUE COACH OF THE YEAR

Derek Hall	Pirates
------------	---------

PREMIER LEAGUE GOAL KEEPER OF THE YEAR

(Peter Nikolich Trophy)

Nicholas Munro	Croydon Kings
----------------	---------------

STATE LEAGUE GOAL KEEPER OF THE YEAR

(Les Avory Trophy)

Matthew Pelizzari	Adelaide Olympic
-------------------	------------------

PREMIER LEAGUE GOLDEN BOOT AWARD

Perry Mitris	MetroStars
22 goals	

STATE LEAGUE GOLDEN BOOT AWARD

(Milan Ivanovic Medal)

Charlie Bowman	Modbury Jets
25 goals	

JOHN ALOISI RISING STAR AWARD

Stefan Cali	MetroStars
-------------	------------

REFEREE OF THE YEAR

(Mike Ingham Award)

David Alberton	
----------------	--

YOUNG REFEREE OF THE YEAR

(Mick O'Malley Award)

Maddison Kennedy	
------------------	--

FAIR PLAY AWARD

Adelaide City	
---------------	--

LEAGUE CHAMPIONS & CUP WINNERS 2014

National Premier League

League Champion	Croydon Kings
Runner up	MetroStars
3rd Place	West Adelaide
4th Place	Adelaide Blue Eagles
5th Place	Adelaide Comets
6th Place	Adelaide City
League Premiers	MetroStars

State League

League Champion	Pirates
Runner up	Salisbury
3rd Place	Modbury
4th Place	Adelaide Olympic
5th Place	Playford
6th Place	Adelaide Hills

Promotion Playoff

Winners	Modbury Jets
---------	--------------

National Premier League Reserves

League Champion	MetroStars
Runner up	WT Birkalla
3rd Place	Adelaide Blue Eagles
4th Place	Croydon Kings
5th Place	Para Hills
League Premiers	WT Birkalla

State League Reserves

League Champions	Modbury
Runners up	Salisbury United
3rd Place	Adelaide Hills
4th Place	Eastern United
5th Place	Seaford

National Premier League Under 18s

League Champion	Croydon Kings
Runner up	MetroStars
3rd Place	Campbelltown City
4th Place	SA NTC
5th Place	Para Hills
League Premiers	MetroStars

State League U18

League Champions	Pirates
Runners up	Playford
3rd Place	Modbury
4th Place	Adelaide Cobras
5th Place	Noarlunga United

Coca-Cola Federation Cup

Winners	Adelaide City
Runner up	West Adelaide

Reserves Cup

Winners	Adelaide Blue Eagles
Runner up	Adelaide Cobras

Under 18s Cup

Winners	West Adelaide
Runners up	Campbelltown City

HONOURS LIST

**Football Federation SA
SA Football Honours
Current Status - 06 FEBRUARY 2015**

				Total Awards (includes dual awards)				267	-	-						
				ACTUAL Recipients				205	94	111						
Recipient	Hall of Fame	Life Member	Player Life Member	Meritorious Service												
Ainsley W.R*	X			Economos A			X	Lomman G (Gene)		X			X			
Alagich DM (Dianne)	X	X		Evans J (John)	X			Low R (Bob)*		X				X		
Alagich R (Richie)	X			Farrugia T.J		X		Lukovich M (Mike)*		X			Rodda D.S (Debra)	X	X	
Alagich S.L (Len)*	X	X		Federwicz F			X	MacIachlan R*		X			Romaine C (Cindy)		X	
Alagich R (Rudolf) OAM*			X	Flounders N			X	Maginnis T (Truffy)		X			Romanowicz R (Roger)	X	X	
Ashworth W*		X		Forde J.T (Tom)*	X			Marafiotti P (Peter)*	X				Ross J*		X	
Avory L (Les)		X		Geiser F*			X	March J.H*		X			Rossis D (Jim)	X		
Badenoch S (Sid)*		X		Gentile B.V (Vic)	X	X	X	Marshall J*		X			Rowley E.P (Ted)*	X	X	
Bailetti M. CAV*	X	X		Gibbons A (Ann)	X			Martella T (Tony)	X				Santrac A (Adrian)	X		
Bailetti G (Guillio)*		X		Giordano A*			X	Mather J (Jack)	X		X		Scarsella B. (Basil) AM	X	X	
Barker S (Sarah)			X	Giordano R (Rep)	X			Matic Z. (Zoran) OAM	X				Schaible K*		X	
Beattie A (Alex)			X	Gossland I (Iain)	X	X		Matthews R (Ray)		X			Sereda A*		X	
Bianco N (Nick)	X			Graham N (Norm)	X			Maxwell S.A (Steve)	X		X		Sergeant A (Ann)		X	
Billington J (Jim)			X	Graham W (Billy)	X			McCabe J (Jim)*			X		Sharp C.M*	X		
Birch W (Billy)	X	X		Greenbank J.R*		X		McGachey N (Neil)	X				Sharp F*	X		
Black S (Sharon)	X	X		Haines J.A *		X		McGregor W (Bill)			X		Sillitoe A.S (Alf)*	X		
Bonaguro A*			X	Hall J. (Joan) MP	X			McKain T (Tom)*	X		X		Simmons P (Paul)		X	
Bonthuis J (Jan)*			X	Hardy J*	X			McMillan A*		X			Simpson W*	X		
Bootes W.O*		X		Harlow D (Denis) OAM	X	X	X	McRobert L (Linda)		X			Sinclair J.W*	X		
Brebner C.R*		X		Harvey E.A (Joe)*	X	X		Melta S (Sergio)	X				Smith J (Jack)	X	X	
Brodie S*		X		Hastings A (Alex) BEM*		X		Menechella Dan			X		Stephens T.C*		X	
Brooks M (Michael)	X	X		Hearn B.K (Bryan)	X		X	Metanomski K*			X		Stewart J.D (Jimmie)*	X	X	
Brown S.P (Shirley)	X	X		Henshaw T		X		Miller J (John)	X				Stockley H (Harry)*		X	
Bush H.R (Bob)*	X			Hewitson D (Dave)	X	X		Mitchell D (David)	X		X		Storr F (Frank)*	X	X	
Campbell D. (Donald) AM	X		X	Holford T (Tom)*	X			Mitchell F (Frank)*			X		Swaffer K (Kristyn)	X	X	
Campbell-Smith C*		X		Holiday R.J*		X		Monsigneur J			X		Tattersall W (Bill)	X		
Caputo G (Joe)	X			Holmes E*		X		Mori D (Damian)	X				Telfer R (Bob)*	X	X	X
Carapetis D (Jim)		X		Horvath K (Charlie)	X		X	Moulden Frank B* Sir	X				Templin H.J (Rudi)*	X		
Carter W.J (Wendy)	X	X		Huffa M (Max)	X			Mullen J (Joe)	X				Thomas C.N*		X	
Caruso C (Charlie)	X	X		Hunter T (Toby)		X		Natale J (Joe)			X		Thompson H (Harry)*		X	
Casling R			X	Iuliano T (Ted) OAM	X	X		Nikolic S (Steve)			X		Thompson T.T* MP	X		
Caudo S (Chic)	X			Ivanovic M (Milan)	X		X	Nikolich P (Peter)*	X	X			Tobin A (Alex) OAM	X	X	
Christison F (Fran)			X	Jackson W*			X	Noah D (Des)			X		Tkachuk W (Wally)	X	X	
Cichanowski A (Alex)	X	X		Jenkins T (Tracy)		X		Norman E (Eric)			X		Trimboli L (Leanne)		X	
Cmielewski A. (Alex) OAM*	X	X		Johnson F (Frank)*		X		Nurse F (Frank)			X		Upton S*		X	
Coley H*		X		Joynes N.E (Norm)*	X		X	Nyskohus B. (Bohdan) OAM	X		X		Vearat C (Carl)	X	X	
Connell J (Jim)	X	X		Karadzic Z (Zoran)	X			Nyskohus J (John)	X		X		Vidmar A (Aurelio)	X	X	
Connolly C (Cliff)		X		Kierny J (Jan)	X			O'Brien B (Bev)		X			Vidmar T (Tony)	X	X	
Connolly T (Tom)*		X		Kolecki H (Henry)	X		X	Olenjnik K*			X		Walker A (Bert)*	X	X	
Cox R.J (Bob)*	X			Kolecki L (Leon)*			X	O'Malley M (Mick)*	X		X		Walker T*		X	
Crisp A.T (Allan)*	X		X	Kosmina A (Alex)*	X	X		Pamula I (Irena)			X		Wallace G (George)*	X		
Croger J.A*		X		Kosmina J (John)	X		X	Pantelis N (Nick)*	X		X		Wallace J.B*	X		
Crook M.A (Martyn)*	X			Kreft E (Edmund)	X			Penna L (Lou)*		X			Wallace K (Keith)*	X		
Danks H (Harry)*		X		Krzys J			X	Perczak S*			X		Waterman H*	X		
Darby M (Maria)		X		Langley N. (Noel) OAM*	X			Perilli A (Aldo) OAM	X				Wells M (Mike)	X	X	
DiBartolo C (Charlie)	X	X		Latimar J (Jill)			X	Perin J (John)	X		X		Welsh K (Kath)	X		
DiBartolo F (Franca)			X	Lawrenson J.W (Jim)	X			Petelesij M*			X		White A.T.R (Alf)*	X		
DiCarlo O (Orazio)	X	X		Legedza J*			X	Pickard G.W (Gordon) AM	X				Willoughby J.R*	X		
Di Fede A (Arthur)	X	X		Lesnicki S. OAM			X	Pine W.G (Freddie)*	X				Yates M (Mark)		X	
Docherty G (George)*			X	Linarello G. (Joe) CAV*		X		Prone M (Michael)			X					
Draper F.S (Frank)*	X	X		Lindquist J (John)*	X	X		Pollock W*		X						
Dunbar M.M (Malcolm)*	X			Lister F (Frank)	X		X	Pozza H*		X						

2014 Corporate Partners



MAJOR SPONSOR



MAJOR SPONSOR



VIV SPORTS

THE ULTIMATE DESTINATION FOR SPORTS APPAREL

PARTNER




PARTNER



PARTNER



PARTNER



PARTNER



PARTNER



PARTNER



PARTNER



MAJOR SPONSOR



MAJOR SPONSOR



PARTNER



Eat Well, Play Well!

PARTNER



PARTNER



PARTNER



PARTNER




PARTNER

Community way of life!



PARTNER



©TM

FFSA

FOOTBALL FEDERATION SA

ph) 8340 3088 e) info@ffsa.com.au

www.ffa.com.au

www.nplsa.com.au